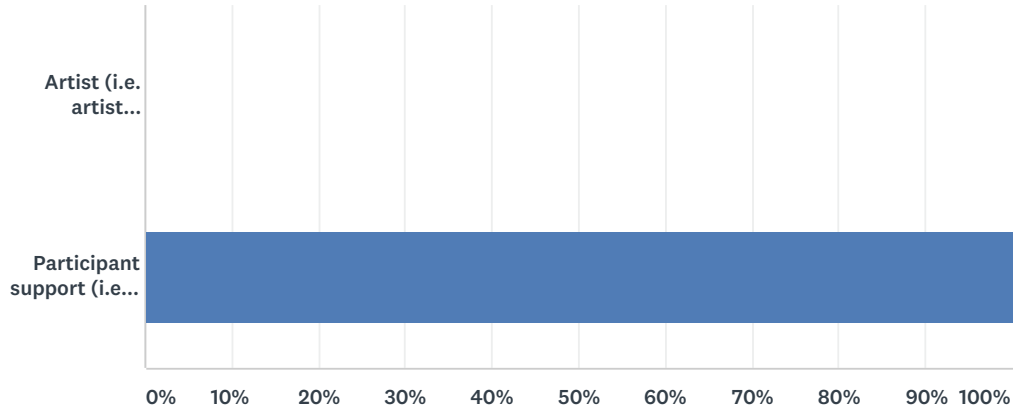


Q1 Are you an artist or participant support of the Sound and Vision project?

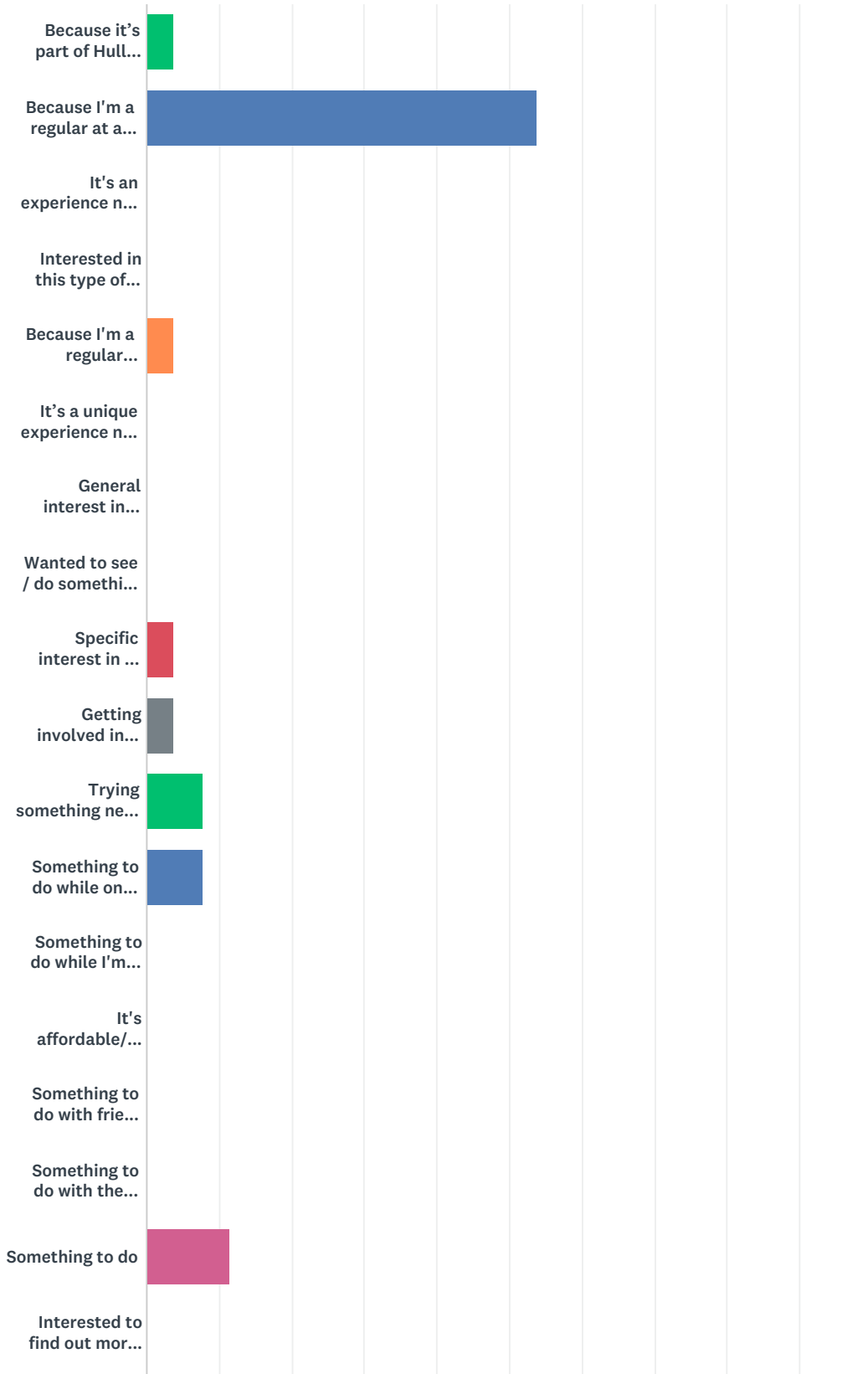
Answered: 26 Skipped: 0



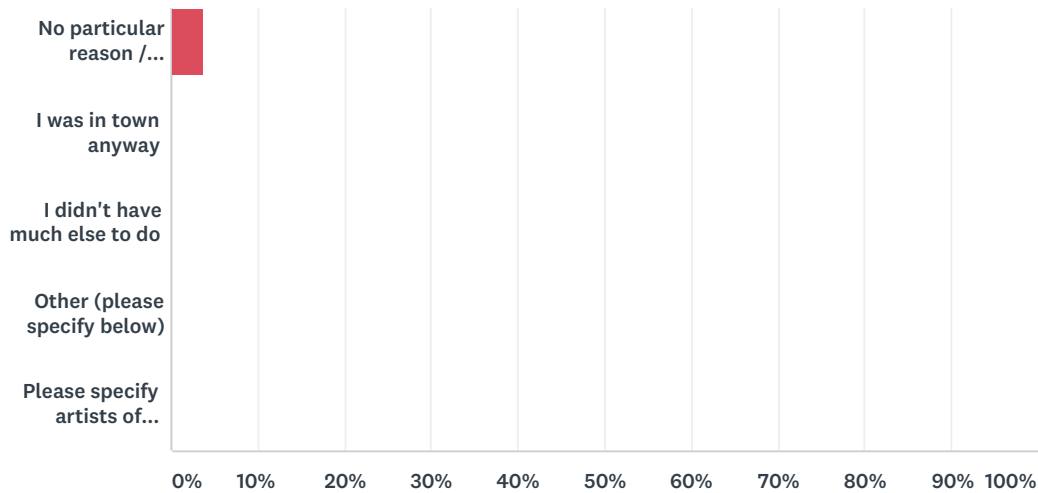
ANSWER CHOICES	RESPONSES	
Artist (i.e. artist delivering on the project)	0.00%	0
Participant support (i.e. supporting participants)	100.00%	26
TOTAL		26

Q2 What was your main reason for being part in the Sound and Vision Project?(Please select one answer only)

Answered: 26 Skipped: 0



SOUND AND VISION ARTIST/PARTICIPANT SUPPORT SURVEY



ANSWER CHOICES	RESPONSES	
Because it's part of Hull UK City of Culture 2017	3.85%	1
Because I'm a regular at a Youth Clu	53.85%	14
It's an experience not to be missed	0.00%	0
Interested in this type of event	0.00%	0
Because I'm a regular participant support for Youth Service arts projects	3.85%	1
It's a unique experience not to be missed	0.00%	0
General interest in this type of event	0.00%	0
Wanted to see / do something creative	0.00%	0
Specific interest in the artists involved (please specify which artists below)	3.85%	1
Getting involved in what's happening	3.85%	1
Trying something new or different	7.69%	2
Something to do while on school holiday	7.69%	2
Something to do while I'm in Hull on business	0.00%	0
It's affordable/ cheap / good value	0.00%	0
Something to do with friends / family	0.00%	0
Something to do with the kids	0.00%	0
Something to do	11.54%	3
Interested to find out more about Hull	0.00%	0
No particular reason / someone else's idea	3.85%	1
I was in town anyway	0.00%	0
I didn't have much else to do	0.00%	0
Other (please specify below)	0.00%	0
Please specify artists of interest OR other motivation below:	0.00%	0

SOUND AND VISION ARTIST/PARTICIPANT SUPPORT SURVEY

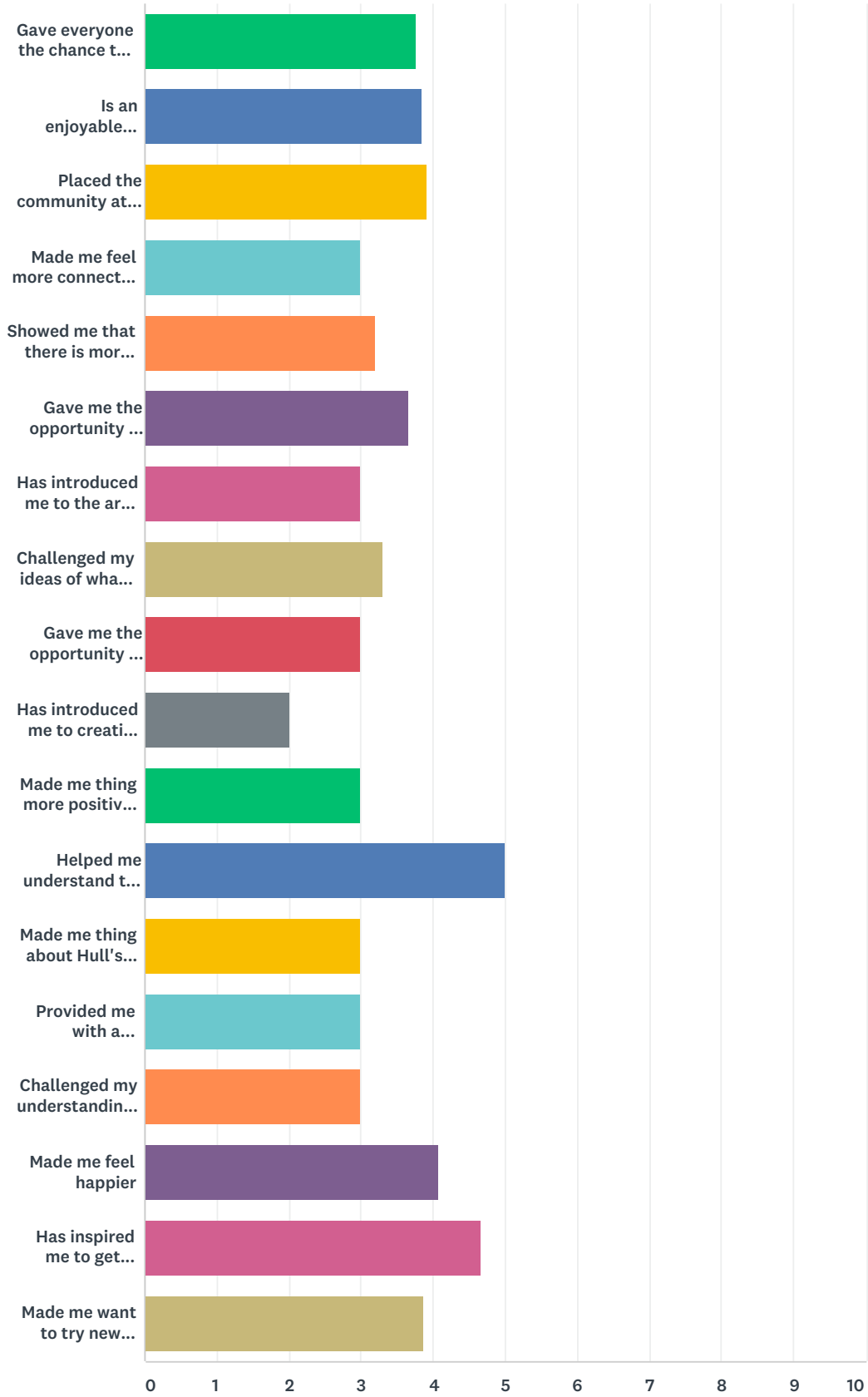
Total Respondents: 26

#	PLEASE SPECIFY ARTISTS OF INTEREST OR OTHER MOTIVATION BELOW:	DATE
	There are no responses.	

Q3 How far would you disagree or agree with the following statements about The Sound and Vision Project?

Answered: 26 Skipped: 0

SOUND AND VISION ARTIST/PARTICIPANT SUPPORT SURVEY



	STRONGLY DISAGREE	DISAGREE	NEITHER DISAGREE NOR AGREE	AGREE	STRONGLY AGREE	TOTAL	WEIGHTED AVERAGE
--	-------------------	----------	----------------------------	-------	----------------	-------	------------------

SOUND AND VISION ARTIST/PARTICIPANT SUPPORT SURVEY

Gave everyone the chance to share and celebrate together	3.85% 1	3.85% 1	30.77% 8	34.62% 9	26.92% 7	26	3.77
Is an enjoyable experience	3.85% 1	3.85% 1	23.08% 6	42.31% 11	26.92% 7	26	3.85
Placed the community at the centre	3.85% 1	3.85% 1	19.23% 5	42.31% 11	30.77% 8	26	3.92
Made me feel more connected with the stories of Hull and it's people	8.70% 2	21.74% 5	39.13% 9	21.74% 5	8.70% 2	23	3.00
Showed me that there is more to Hull than I expected	8.00% 2	12.00% 3	48.00% 12	16.00% 4	16.00% 4	25	3.20
Gave me the opportunity to join in with other people	4.17% 1	8.33% 2	29.17% 7	33.33% 8	25.00% 6	24	3.67
Has introduced me to the arts for the first time	17.39% 4	13.04% 3	39.13% 9	13.04% 3	17.39% 4	23	3.00
Challenged my ideas of what art is	8.70% 2	13.04% 3	39.13% 9	17.39% 4	21.74% 5	23	3.30
Gave me the opportunity to interact with other people who I wouldn't normally have interacted with	0.00% 0	0.00% 0	100.00% 1	0.00% 0	0.00% 0	1	3.00
Has introduced me to creating installations for the first time	0.00% 0	100.00% 1	0.00% 0	0.00% 0	0.00% 0	1	2.00
Made me thing more positively about people from other generations	0.00% 0	0.00% 0	100.00% 1	0.00% 0	0.00% 0	1	3.00
Helped me understand the contribution that young people make to the community	0.00% 0	0.00% 0	0.00% 0	0.00% 0	100.00% 1	1	5.00
Made me thing about Hull's contribution to the world	0.00% 0	0.00% 0	100.00% 1	0.00% 0	0.00% 0	1	3.00
Provided me with a different experience of the city	0.00% 0	0.00% 0	100.00% 1	0.00% 0	0.00% 0	1	3.00
Challenged my understanding of art	0.00% 0	0.00% 0	100.00% 1	0.00% 0	0.00% 0	1	3.00
Made me feel happier	0.00% 0	0.00% 0	25.00% 6	41.67% 10	33.33% 8	24	4.08
Has inspired me to get involved in new projects	0.00% 0	0.00% 0	0.00% 0	33.33% 1	66.67% 2	3	4.67
Made me want to try new projects/activities	4.76% 1	4.76% 1	19.05% 4	42.86% 9	28.57% 6	21	3.86

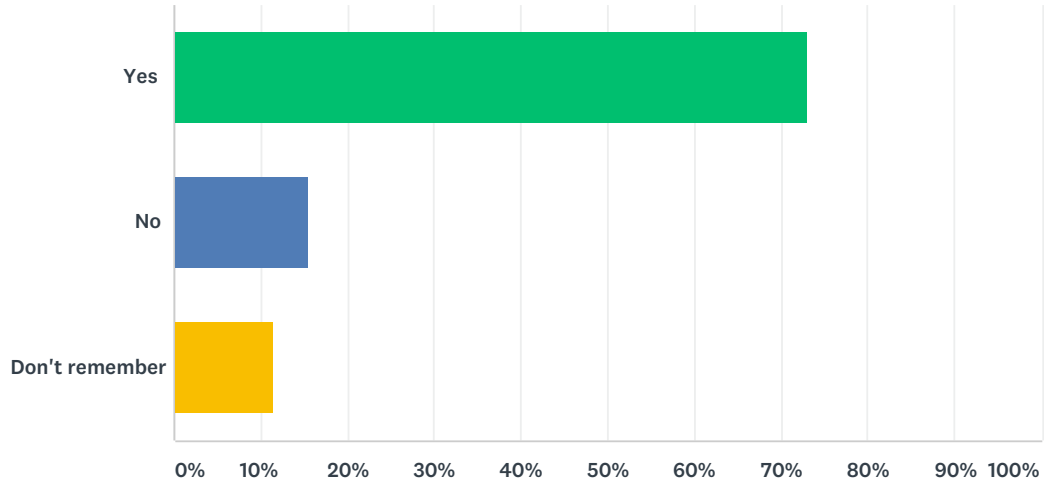
Q4 Please share any further comments you have about the Sound and Vision Project below.

Answered: 3 Skipped: 23

#	RESPONSES	DATE
1	It was good.	1/16/2018 11:20 AM
2	Enjoyable, fun, easy to join in with.	1/16/2018 10:00 AM
3	It was great to work with artist Sarah Daniels out in the community, creating soundscapes and art installations. It was an intergenerational community arts activity, very inclusive for all ages. We introduced the community to a range of diverse world instruments, they had the opportunity to create soundscapes using the art work as inspiration.	1/15/2018 3:43 PM

Q5 In the last 12 months have you attended/taken part in events/arts workshops?

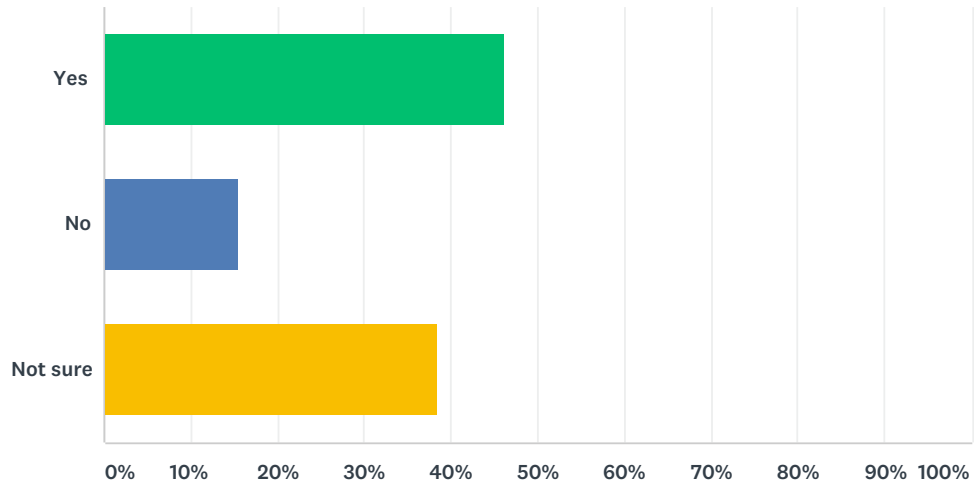
Answered: 26 Skipped: 0



ANSWER CHOICES	RESPONSES	
Yes	73.08%	19
No	15.38%	4
Don't remember	11.54%	3
TOTAL		26

Q6 Have you been to, or are you planning to attend or take part in other events and activities programmed for Hull UK City of Culture 2017?

Answered: 26 Skipped: 0



ANSWER CHOICES	RESPONSES	
Yes	46.15%	12
No	15.38%	4
Not sure	38.46%	10
TOTAL		26

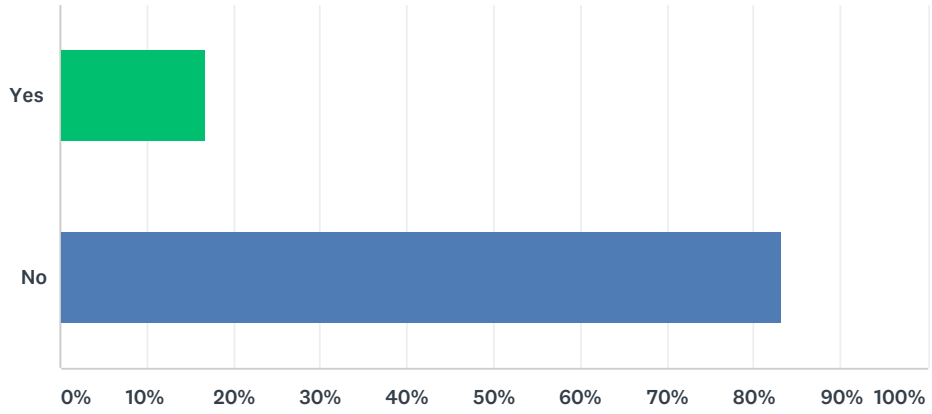
Q7 What is your postcode? (If you are a non-UK resident, please enter country of residence)

Answered: 24 Skipped: 2

#	RESPONSES	DATE
1	HU5 5EF	1/16/2018 11:36 AM
2	HU4 6BH	1/16/2018 11:34 AM
3	HU5 5EF	1/16/2018 11:32 AM
4	HU3 5EE	1/16/2018 11:31 AM
5	HU5 5SS	1/16/2018 11:28 AM
6	HU5 5EE	1/16/2018 11:23 AM
7	HU6	1/16/2018 11:21 AM
8	HU5 5TE	1/16/2018 11:18 AM
9	HU7	1/16/2018 11:15 AM
10	HU7	1/16/2018 11:13 AM
11	HU5 5EF	1/16/2018 11:11 AM
12	HU5 5EF	1/16/2018 11:08 AM
13	HU6 9JB	1/16/2018 11:06 AM
14	HU6 8LH	1/16/2018 11:03 AM
15	HU6	1/16/2018 11:02 AM
16	HU6	1/16/2018 11:00 AM
17	HU7	1/16/2018 10:56 AM
18	HU3 17E	1/16/2018 10:54 AM
19	HU5	1/16/2018 10:52 AM
20	HU7	1/16/2018 10:50 AM
21	HU7	1/16/2018 10:48 AM
22	HU6 8NL	1/16/2018 10:41 AM
23	HU3 1YE	1/16/2018 10:02 AM
24	HU3 6QG	1/15/2018 3:44 PM

Q8 If you do not live in Hull, have you been to Hull before coming to the Sound and Vision Project?

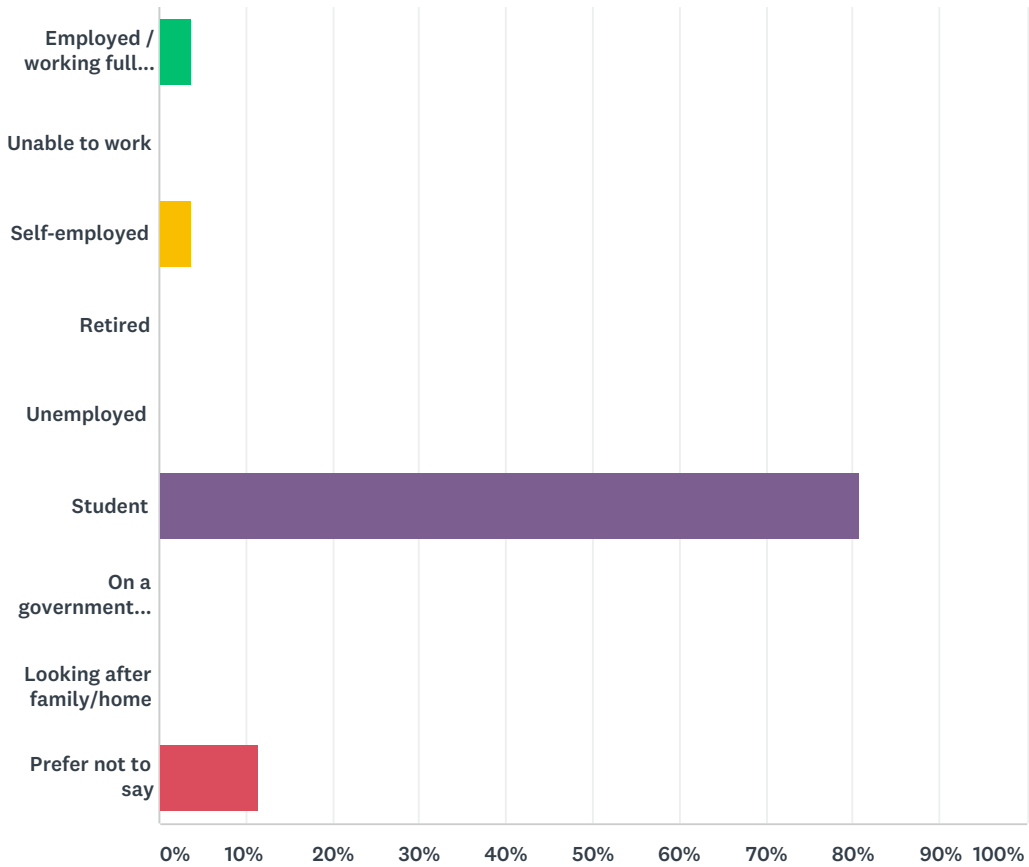
Answered: 6 Skipped: 20



ANSWER CHOICES	RESPONSES	
Yes	16.67%	1
No	83.33%	5
TOTAL		6

Q9 Which of the following best describes your employment status? (Please select one answer only)

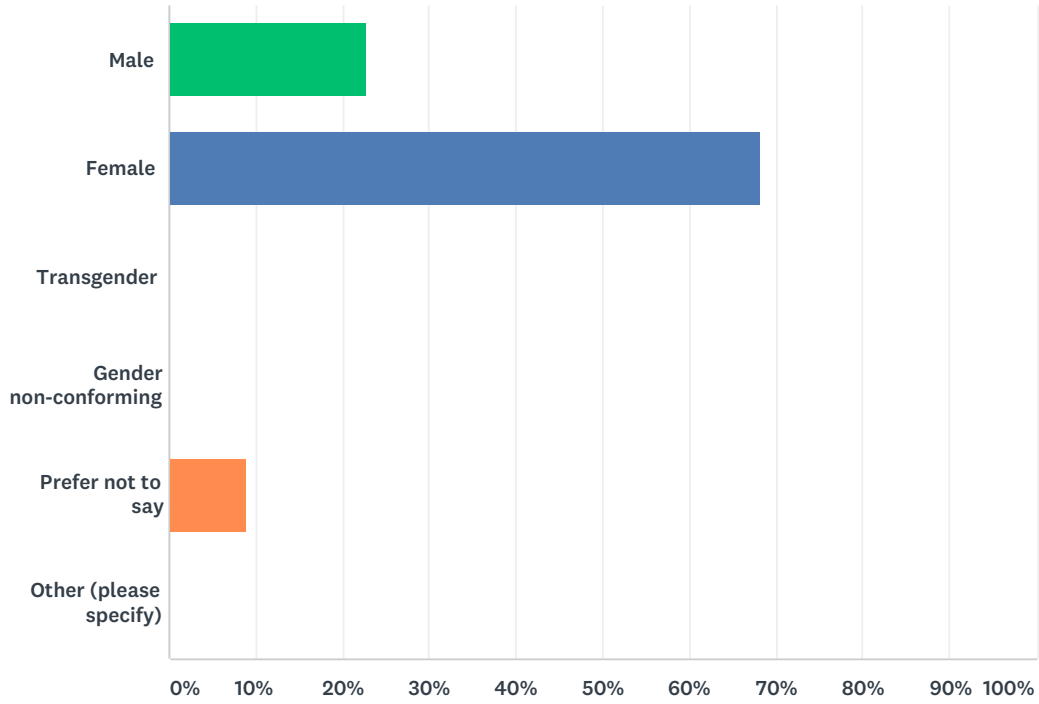
Answered: 26 Skipped: 0



ANSWER CHOICES	RESPONSES	
Employed / working full or part time	3.85%	1
Unable to work	0.00%	0
Self-employed	3.85%	1
Retired	0.00%	0
Unemployed	0.00%	0
Student	80.77%	21
On a government scheme for employment training	0.00%	0
Looking after family/home	0.00%	0
Prefer not to say	11.54%	3
TOTAL		26

Q10 How do you define your gender?(Please select one answer only)

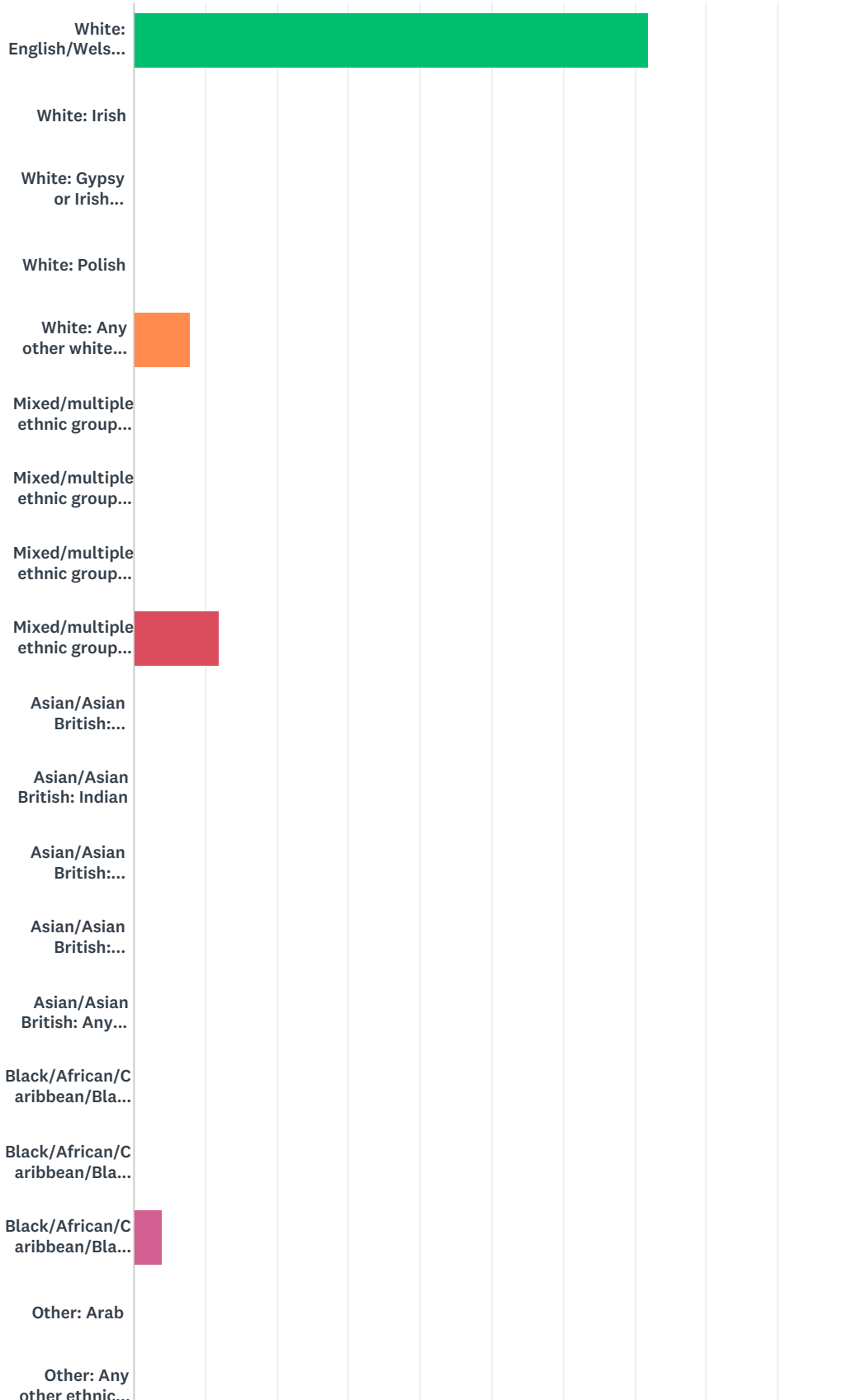
Answered: 22 Skipped: 4



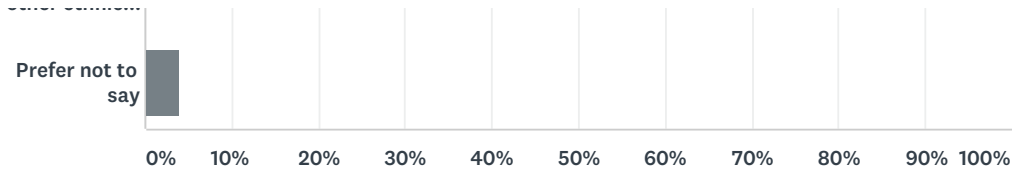
ANSWER CHOICES	RESPONSES	
Male	22.73%	5
Female	68.18%	15
Transgender	0.00%	0
Gender non-conforming	0.00%	0
Prefer not to say	9.09%	2
Other (please specify)	0.00%	0
TOTAL		22

Q11 How would you define your ethnic background?

Answered: 25 Skipped: 1



SOUND AND VISION ARTIST/PARTICIPANT SUPPORT SURVEY

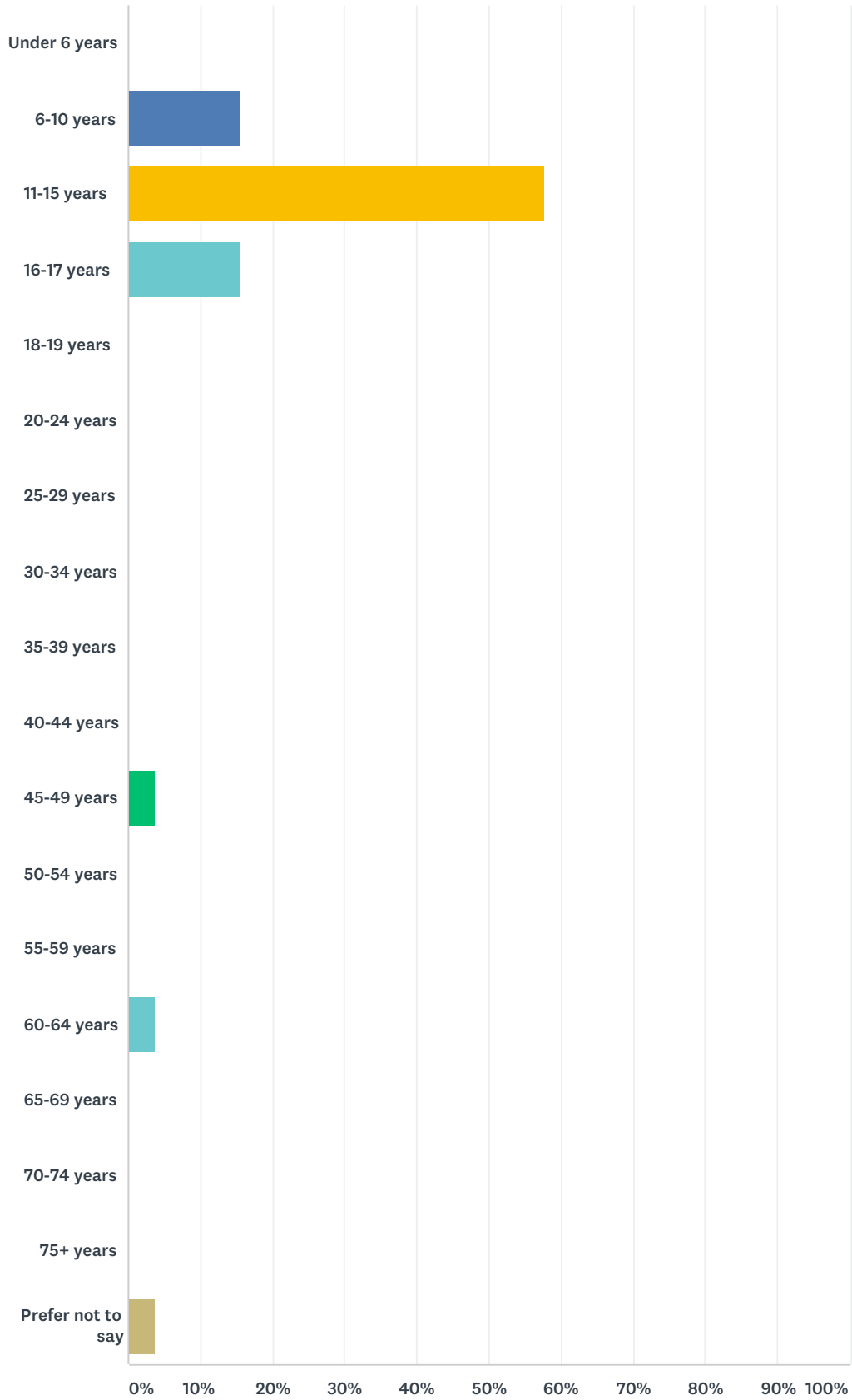


ANSWER CHOICES	RESPONSES	
White: English/Welsh/Scottish/Northern Irish/British	72.00%	18
White: Irish	0.00%	0
White: Gypsy or Irish Traveller	0.00%	0
White: Polish	0.00%	0
White: Any other white background (write in box below if you wish)	8.00%	2
Mixed/multiple ethnic groups: White and Black Caribbean	0.00%	0
Mixed/multiple ethnic groups: White and Black African	0.00%	0
Mixed/multiple ethnic groups: White and Asian	0.00%	0
Mixed/multiple ethnic groups: Any other Mixed/multiple ethnic background (write in box below if you wish)	12.00%	3
Asian/Asian British: Bangladeshi	0.00%	0
Asian/Asian British: Indian	0.00%	0
Asian/Asian British: Pakistani	0.00%	0
Asian/Asian British: Chinese	0.00%	0
Asian/Asian British: Any other Asian background (write in box below if you wish)	0.00%	0
Black/African/Caribbean/Black British: African	0.00%	0
Black/African/Caribbean/Black British: Caribbean	0.00%	0
Black/African/Caribbean/Black British: Any other Black/African/Caribbean background (write in box below if you wish)	4.00%	1
Other: Arab	0.00%	0
Other: Any other ethnic background (write in box below if you wish)	0.00%	0
Prefer not to say	4.00%	1
TOTAL		25

Q12 Which of the following age groups are you?

Answered: 26 Skipped: 0

SOUND AND VISION ARTIST/PARTICIPANT SUPPORT SURVEY



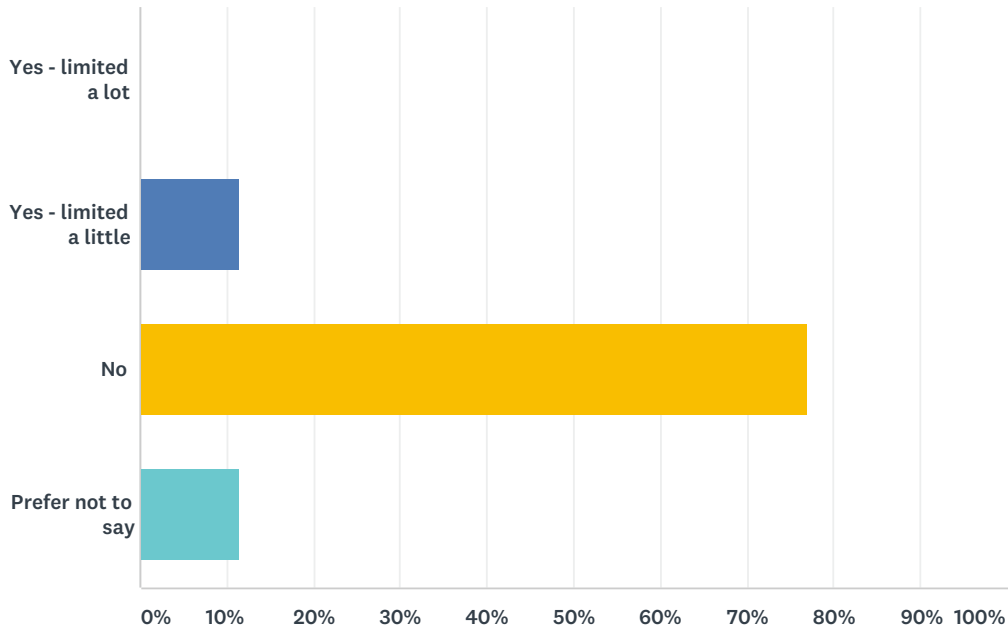
ANSWER CHOICES	RESPONSES
Under 6 years	0.00% 0

SOUND AND VISION ARTIST/PARTICIPANT SUPPORT SURVEY

6-10 years	15.38%	4
11-15 years	57.69%	15
16-17 years	15.38%	4
18-19 years	0.00%	0
20-24 years	0.00%	0
25-29 years	0.00%	0
30-34 years	0.00%	0
35-39 years	0.00%	0
40-44 years	0.00%	0
45-49 years	3.85%	1
50-54 years	0.00%	0
55-59 years	0.00%	0
60-64 years	3.85%	1
65-69 years	0.00%	0
70-74 years	0.00%	0
75+ years	0.00%	0
Prefer not to say	3.85%	1
Total Respondents: 26		

Q13 Are your day-to-day activities limited because of a health problem or disability which has lasted, or is expected to last, at least 12 months?

Answered: 26 Skipped: 0



ANSWER CHOICES	RESPONSES	
Yes - limited a lot	0.00%	0
Yes - limited a little	11.54%	3
No	76.92%	20
Prefer not to say	11.54%	3
TOTAL		26