

Date	All Seats Sold				Excluding Comps		Gross			Sold at Gross Value				Concessions / Discounted				Comps		Reserves			Total Available	
	Capacity	Capacity Lock	# Sold	% of Capacity	# Sold	% of Capacity	Financial Capacity	Yield	Yield as % of FCap	# Sold	% of Capacity	£ Sold	£ as % of FCap	# Sold	% of Capacity	£ Sold	£ as % of FCap	# Sold	% of Capacity	# Reserved	% of Capacity	Locked		Sold & Reserved
07/10/2017 18:00	200	0	0	0%	0	0%	£1,000.00	£0.00	0%	0	0%	£0.00	0%	0	0%	£0.00	0%	0	0%	0	0%	8	0	192
	200	0	0	0%	0	0%	£1,000.00	£0.00	0%	0	0%	£0.00	0%	0	0%	£0.00	0%	0	0%	0	0%	8	0	192

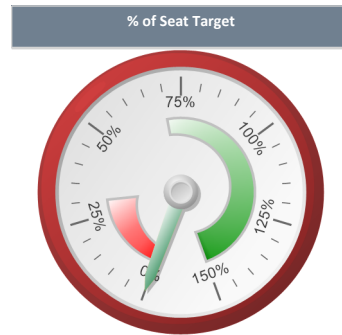
Summary Excluding Reserves	
Sold:	0
As % of Capacity	0%
Yield:	£0.00
As Percentage:	0%
Avg. Yield Per Ticket:	NaN

Summary Including Reserves	
Sold or Reserved:	0
As Percentage:	0%
Yield:	£0.00
As Percentage:	0%
Avg. Yield Per Ticket:	NaN

Summary of Discounted Tickets	
Gross price tickets discounted	0
Value of gross price discounts	£0.00
Conc tickets discounted	0
Value of conc discounts	£0.00
Number of price overrides	0

Totals	Gross	Tax	Net
	Total Excluding Reserves	£0.00	£0.00
Total Including Reserves	£0.00	£0.00	£0.00

Targets	
Seats Target	196
% of Seats Target (excl. Reservations)	0.0%
% of Seats Target (incl. Reservations)	0.0%



Date	All Seats Sold				Excluding Comps		Gross			Sold at Gross Value				Concessions / Discounted				Comps		Reserves		Locked	Sold & Reserved	Total Available		
	Capacity	Capacity Lock	# Sold	% of Capacity	# Sold	% of Capacity	Financial Capacity	Yield	Yield as % of FCap	# Sold	% of Capacity	£ Sold	£ as % of FCap	# Sold	% of Capacity	£ Sold	£ as % of FCap	# Sold	% of Capacity	# Reserved	% of Capacity					
07/10/2017 14:30	20	0	0	0%	0	0%	£0.00	£0.00	#Error	0	0%	£0.00	#Error	0	0%	£0.00	#Error	0	0%	0	0%	0	0%	10	0	10
	20	0	0	0%	0	0%	£0.00	£0.00	#Error	0	0%	£0.00	#Error	0	0%	£0.00	#Error	0	0%	0	0%	0	0%	10	0	10

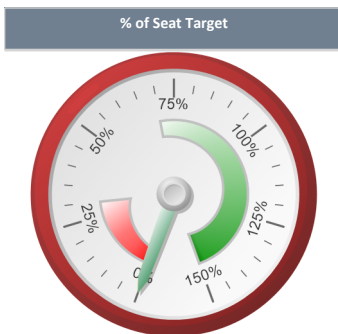
Summary Excluding Reserves	
Sold:	0
As % of Capacity	0%
Yield:	£0.00
As Percentage:	#Error
Avg. Yield Per Ticket:	NaN

Summary Including Reserves	
Sold or Reserved:	0
As Percentage:	0%
Yield:	£0.00
As Percentage:	#Error
Avg. Yield Per Ticket:	NaN

Summary of Discounted Tickets	
Gross price tickets discounted	0
Value of gross price discounts	£0.00
Conc tickets discounted	0
Value of conc discounts	£0.00
Number of price overrides	0

Totals	Gross	Tax	Net
	Total Excluding Reserves	£0.00	£0.00
Total Including Reserves	£0.00	£0.00	£0.00

Targets	
Seats Target	10
% of Seats Target (excl. Reservations)	0.0%
% of Seats Target (incl. Reservations)	0.0%



Date	All Seats Sold				Excluding Comps		Gross			Sold at Gross Value				Concessions / Discounted				Comps		Reserves		Locked	Sold & Reserved	Total Available		
	Capacity	Capacity Lock	# Sold	% of Capacity	# Sold	% of Capacity	Financial Capacity	Yield	Yield as % of FCap	# Sold	% of Capacity	£ Sold	£ as % of FCap	# Sold	% of Capacity	£ Sold	£ as % of FCap	# Sold	% of Capacity	# Reserved	% of Capacity					
04/10/2017 18:00	200	0	0	0%	0	0%	£0.00	£0.00	#Error	0	0%	£0.00	#Error	0	0%	£0.00	#Error	0	0%	0	0%	0	0%	12	0	188
	200	0	0	0%	0	0%	£0.00	£0.00	#Error	0	0%	£0.00	#Error	0	0%	£0.00	#Error	0	0%	0	0%	0	0%	12	0	188

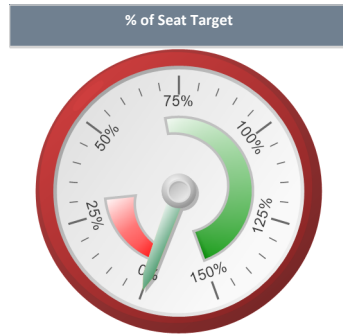
Summary Excluding Reserves	
Sold:	0
As % of Capacity	0%
Yield:	£0.00
As Percentage:	#Error
Avg. Yield Per Ticket:	NaN

Summary Including Reserves	
Sold or Reserved:	0
As Percentage:	0%
Yield:	£0.00
As Percentage:	#Error
Avg. Yield Per Ticket:	NaN

Summary of Discounted Tickets	
Gross price tickets discounted	0
Value of gross price discounts	£0.00
Conc tickets discounted	0
Value of conc discounts	£0.00
Number of price overrides	0

Totals	Gross	Tax	Net
	Total Excluding Reserves	£0.00	£0.00
Total Including Reserves	£0.00	£0.00	£0.00

Targets	
Seats Target	192
% of Seats Target (excl. Reservations)	0.0%
% of Seats Target (incl. Reservations)	0.0%



Date	All Seats Sold				Excluding Comps		Gross			Sold at Gross Value				Concessions / Discounted				Comps		Reserves			Total Available	
	Capacity	Capacity Lock	# Sold	% of Capacity	# Sold	% of Capacity	Financial Capacity	Yield	Yield as % of FCap	# Sold	% of Capacity	£ Sold	£ as % of FCap	# Sold	% of Capacity	£ Sold	£ as % of FCap	# Sold	% of Capacity	# Reserved	% of Capacity	Locked		Sold & Reserved
07/10/2017 12:00	40	0	0	0%	0	0%	£0.00	£0.00	#Error	0	0%	£0.00	#Error	0	0%	£0.00	#Error	0	0%	0	0%	20	0	20
	40	0	0	0%	0	0%	£0.00	£0.00	#Error	0	0%	£0.00	#Error	0	0%	£0.00	#Error	0	0%	0	0%	20	0	20

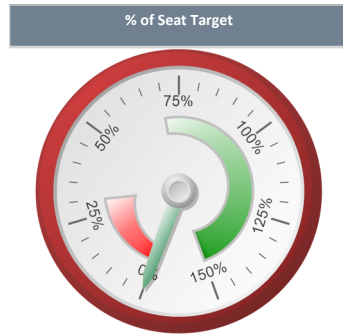
Summary Excluding Reserves	
Sold:	0
As % of Capacity	0%
Yield:	£0.00
As Percentage:	#Error
Avg. Yield Per Ticket:	NaN

Summary Including Reserves	
Sold or Reserved:	0
As Percentage:	0%
Yield:	£0.00
As Percentage:	#Error
Avg. Yield Per Ticket:	NaN

Summary of Discounted Tickets	
Gross price tickets discounted	0
Value of gross price discounts	£0.00
Conc tickets discounted	0
Value of conc discounts	£0.00
Number of price overrides	0

Totals	Gross	Tax	Net
	Total Excluding Reserves	£0.00	£0.00
Total Including Reserves	£0.00	£0.00	£0.00

Targets	
Seats Target	20
% of Seats Target (excl. Reservations)	0.0%
% of Seats Target (incl. Reservations)	0.0%



Date	All Seats Sold				Excluding Comps		Gross			Sold at Gross Value				Concessions / Discounted				Comps		Reserves			Total Available	
	Capacity	Capacity Lock	# Sold	% of Capacity	# Sold	% of Capacity	Financial Capacity	Yield	Yield as % of FCap	# Sold	% of Capacity	£ Sold	£ as % of FCap	# Sold	% of Capacity	£ Sold	£ as % of FCap	# Sold	% of Capacity	# Reserved	% of Capacity	Locked		Sold & Reserved
05/10/2017 20:00	200	0	0	0%	0	0%	£1,000.00	£0.00	0%	0	0%	£0.00	0%	0	0%	£0.00	0%	0	0%	0	0%	8	0	192
	200	0	0	0%	0	0%	£1,000.00	£0.00	0%	0	0%	£0.00	0%	0	0%	£0.00	0%	0	0%	0	0%	8	0	192

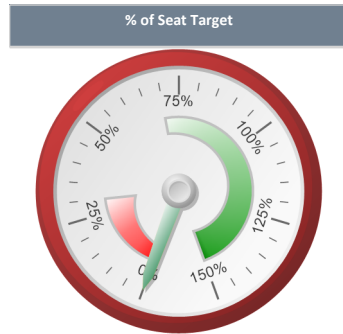
Summary Excluding Reserves	
Sold:	0
As % of Capacity	0%
Yield:	£0.00
As Percentage:	0%
Avg. Yield Per Ticket:	NaN

Summary Including Reserves	
Sold or Reserved:	0
As Percentage:	0%
Yield:	£0.00
As Percentage:	0%
Avg. Yield Per Ticket:	NaN

Summary of Discounted Tickets	
Gross price tickets discounted	0
Value of gross price discounts	£0.00
Conc tickets discounted	0
Value of conc discounts	£0.00
Number of price overrides	0

Totals	Gross	Tax	Net
	Total Excluding Reserves	£0.00	£0.00
Total Including Reserves	£0.00	£0.00	£0.00

Targets	
Seats Target	196
% of Seats Target (excl. Reservations)	0.0%
% of Seats Target (incl. Reservations)	0.0%



Date	All Seats Sold				Excluding Comps		Gross			Sold at Gross Value				Concessions / Discounted				Comps		Reserves			Total Available	
	Capacity	Capacity Lock	# Sold	% of Capacity	# Sold	% of Capacity	Financial Capacity	Yield	Yield as % of FCap	# Sold	% of Capacity	£ Sold	£ as % of FCap	# Sold	% of Capacity	£ Sold	£ as % of FCap	# Sold	% of Capacity	# Reserved	% of Capacity	Locked		Sold & Reserved
07/10/2017 10:30	40	0	0	0%	0	0%	£0.00	£0.00	#Error	0	0%	£0.00	#Error	0	0%	£0.00	#Error	0	0%	0	0%	20	0	20
	40	0	0	0%	0	0%	£0.00	£0.00	#Error	0	0%	£0.00	#Error	0	0%	£0.00	#Error	0	0%	0	0%	20	0	20

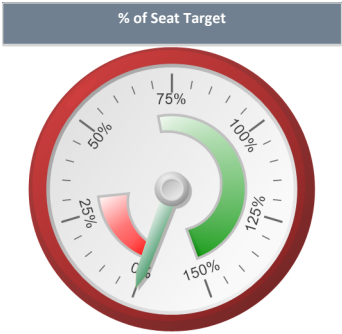
Summary Excluding Reserves	
Sold:	0
As % of Capacity	0%
Yield:	£0.00
As Percentage:	#Error
Avg. Yield Per Ticket:	NaN

Summary Including Reserves	
Sold or Reserved:	0
As Percentage:	0%
Yield:	£0.00
As Percentage:	#Error
Avg. Yield Per Ticket:	NaN

Summary of Discounted Tickets	
Gross price tickets discounted	0
Value of gross price discounts	£0.00
Conc tickets discounted	0
Value of conc discounts	£0.00
Number of price overrides	0

Totals	Gross	Tax	Net
	Total Excluding Reserves	£0.00	£0.00
Total Including Reserves	£0.00	£0.00	£0.00

Targets	
Seats Target	20
% of Seats Target (excl. Reservations)	0.0%
% of Seats Target (incl. Reservations)	0.0%



Date	All Seats Sold				Excluding Comps		Gross			Sold at Gross Value				Concessions / Discounted				Comps		Reserves			Total Available	
	Capacity	Capacity Lock	# Sold	% of Capacity	# Sold	% of Capacity	Financial Capacity	Yield	Yield as % of FCap	# Sold	% of Capacity	£ Sold	£ as % of FCap	# Sold	% of Capacity	£ Sold	£ as % of FCap	# Sold	% of Capacity	# Reserved	% of Capacity	Locked		Sold & Reserved
08/10/2017 15:30	60	0	0	0%	0	0%	£0.00	£0.00	#Error	0	0%	£0.00	#Error	0	0%	£0.00	#Error	0	0%	0	0%	5	0	55
	60	0	0	0%	0	0%	£0.00	£0.00	#Error	0	0%	£0.00	#Error	0	0%	£0.00	#Error	0	0%	0	0%	5	0	55

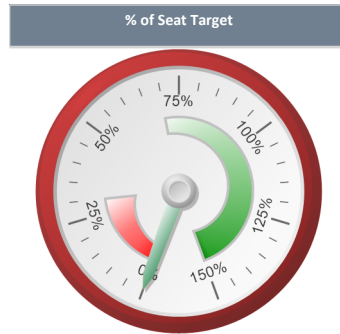
Summary Excluding Reserves	
Sold:	0
As % of Capacity	0%
Yield:	£0.00
As Percentage:	#Error
Avg. Yield Per Ticket:	NaN

Summary Including Reserves	
Sold or Reserved:	0
As Percentage:	0%
Yield:	£0.00
As Percentage:	#Error
Avg. Yield Per Ticket:	NaN

Summary of Discounted Tickets	
Gross price tickets discounted	0
Value of gross price discounts	£0.00
Conc tickets discounted	0
Value of conc discounts	£0.00
Number of price overrides	0

Totals	Gross	Tax	Net
	Total Excluding Reserves	£0.00	£0.00
Total Including Reserves	£0.00	£0.00	£0.00

Targets	
Seats Target	55
% of Seats Target (excl. Reservations)	0.0%
% of Seats Target (incl. Reservations)	0.0%



Date	All Seats Sold				Excluding Comps		Gross			Sold at Gross Value				Concessions / Discounted				Comps		Reserves			Total Available	
	Capacity	Capacity Lock	# Sold	% of Capacity	# Sold	% of Capacity	Financial Capacity	Yield	Yield as % of FCap	# Sold	% of Capacity	£ Sold	£ as % of FCap	# Sold	% of Capacity	£ Sold	£ as % of FCap	# Sold	% of Capacity	# Reserved	% of Capacity	Locked		Sold & Reserved
04/10/2017 16:00	200	0	43	22%	43	22%	£2,000.00	£390.00	20%	23	12%	£230.00	12%	20	10%	£160.00	8%	0	0%	0	0%	10	43	147
	200	0	43	22%	43	22%	£2,000.00	£390.00	20%	23	12%	£230.00	12%	20	10%	£160.00	8%	0	0%	0	0%	10	43	147

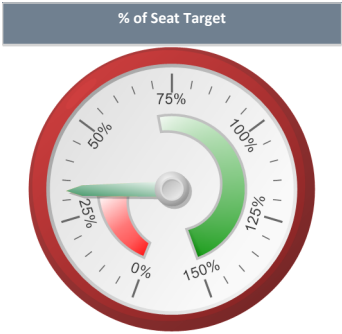
Summary Excluding Reserves	
Sold:	43
As % of Capacity	22%
Yield:	£390.00
As Percentage:	20%
Avg. Yield Per Ticket:	£9.07

Summary Including Reserves	
Sold or Reserved:	43
As Percentage:	22%
Yield:	£390.00
As Percentage:	20%
Avg. Yield Per Ticket:	£9.07

Summary of Discounted Tickets	
Gross price tickets discounted	0
Value of gross price discounts	£0.00
Conc tickets discounted	0
Value of conc discounts	£0.00
Number of price overrides	0

Totals	Gross	Tax	Net
	Total Excluding Reserves	£390.00	£0.00
Total Including Reserves	£390.00	£0.00	£390.00

Targets	
Seats Target	133
% of Seats Target (excl. Reservations)	32.3%
% of Seats Target (incl. Reservations)	32.3%



Date	All Seats Sold				Excluding Comps		Gross			Sold at Gross Value				Concessions / Discounted				Comps		Reserves			Total Available	
	Capacity	Capacity Lock	# Sold	% of Capacity	# Sold	% of Capacity	Financial Capacity	Yield	Yield as % of FCap	# Sold	% of Capacity	£ Sold	£ as % of FCap	# Sold	% of Capacity	£ Sold	£ as % of FCap	# Sold	% of Capacity	# Reserved	% of Capacity	Locked		Sold & Reserved
03/10/2017 20:00	200	0	0	0%	0	0%	£1,400.00	£0.00	0%	0	0%	£0.00	0%	0	0%	£0.00	0%	0	0%	0	0%	8	0	192
	200	0	0	0%	0	0%	£1,400.00	£0.00	0%	0	0%	£0.00	0%	0	0%	£0.00	0%	0	0%	0	0%	8	0	192

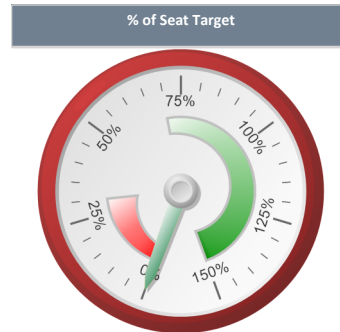
Summary Excluding Reserves	
Sold:	0
As % of Capacity	0%
Yield:	£0.00
As Percentage:	0%
Avg. Yield Per Ticket:	NaN

Summary Including Reserves	
Sold or Reserved:	0
As Percentage:	0%
Yield:	£0.00
As Percentage:	0%
Avg. Yield Per Ticket:	NaN

Summary of Discounted Tickets	
Gross price tickets discounted	0
Value of gross price discounts	£0.00
Conc tickets discounted	0
Value of conc discounts	£0.00
Number of price overrides	0

Totals	Gross	Tax	Net
	Total Excluding Reserves	£0.00	£0.00
Total Including Reserves	£0.00	£0.00	£0.00

Targets	
Seats Target	196
% of Seats Target (excl. Reservations)	0.0%
% of Seats Target (incl. Reservations)	0.0%



Date	All Seats Sold				Excluding Comps		Gross			Sold at Gross Value				Concessions / Discounted				Comps		Reserves			Total Available	
	Capacity	Capacity Lock	# Sold	% of Capacity	# Sold	% of Capacity	Financial Capacity	Yield	Yield as % of FCap	# Sold	% of Capacity	£ Sold	£ as % of FCap	# Sold	% of Capacity	£ Sold	£ as % of FCap	# Sold	% of Capacity	# Reserved	% of Capacity	Locked		Sold & Reserved
07/10/2017 20:00	200	0	0	0%	0	0%	£1,000.00	£0.00	0%	0	0%	£0.00	0%	0	0%	£0.00	0%	0	0%	0	0%	8	0	192
	200	0	0	0%	0	0%	£1,000.00	£0.00	0%	0	0%	£0.00	0%	0	0%	£0.00	0%	0	0%	0	0%	8	0	192

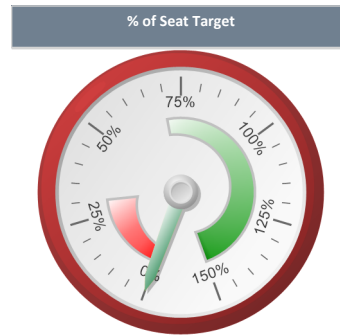
Summary Excluding Reserves	
Sold:	0
As % of Capacity	0%
Yield:	£0.00
As Percentage:	0%
Avg. Yield Per Ticket:	NaN

Summary Including Reserves	
Sold or Reserved:	0
As Percentage:	0%
Yield:	£0.00
As Percentage:	0%
Avg. Yield Per Ticket:	NaN

Summary of Discounted Tickets	
Gross price tickets discounted	0
Value of gross price discounts	£0.00
Conc tickets discounted	0
Value of conc discounts	£0.00
Number of price overrides	0

Totals	Gross	Tax	Net
	Total Excluding Reserves	£0.00	£0.00
Total Including Reserves	£0.00	£0.00	£0.00

Targets	
Seats Target	196
% of Seats Target (excl. Reservations)	0.0%
% of Seats Target (incl. Reservations)	0.0%



Date	All Seats Sold				Excluding Comps		Gross			Sold at Gross Value				Concessions / Discounted				Comps		Reserves			Total Available	
	Capacity	Capacity Lock	# Sold	% of Capacity	# Sold	% of Capacity	Financial Capacity	Yield	Yield as % of FCap	# Sold	% of Capacity	£ Sold	£ as % of FCap	# Sold	% of Capacity	£ Sold	£ as % of FCap	# Sold	% of Capacity	# Reserved	% of Capacity	Locked		Sold & Reserved
07/10/2017 16:00	200	0	4	2%	4	2%	£1,000.00	£16.00	2%	0	0%	£0.00	0%	4	2%	£16.00	2%	0	0%	0	0%	50	4	146
	200	0	4	2%	4	2%	£1,000.00	£16.00	2%	0	0%	£0.00	0%	4	2%	£16.00	2%	0	0%	0	0%	50	4	146

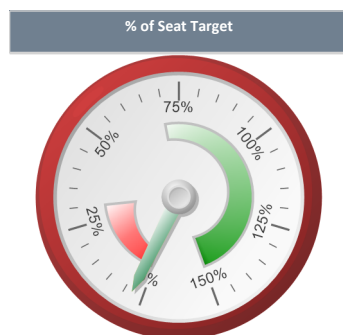
Summary Excluding Reserves	
Sold:	4
As % of Capacity	2%
Yield:	£16.00
As Percentage:	2%
Avg. Yield Per Ticket:	£4.00

Summary Including Reserves	
Sold or Reserved:	4
As Percentage:	2%
Yield:	£16.00
As Percentage:	2%
Avg. Yield Per Ticket:	£4.00

Summary of Discounted Tickets	
Gross price tickets discounted	0
Value of gross price discounts	£0.00
Conc tickets discounted	0
Value of conc discounts	£0.00
Number of price overrides	0

Totals	Gross	Tax	Net
	Total Excluding Reserves	£16.00	£0.00
Total Including Reserves	£16.00	£0.00	£16.00

Targets	
Seats Target	133
% of Seats Target (excl. Reservations)	3.0%
% of Seats Target (incl. Reservations)	3.0%



Date	All Seats Sold				Excluding Comps		Gross			Sold at Gross Value				Concessions / Discounted				Comps		Reserves			Total Available	
	Capacity	Capacity Lock	# Sold	% of Capacity	# Sold	% of Capacity	Financial Capacity	Yield	Yield as % of FCap	# Sold	% of Capacity	£ Sold	£ as % of FCap	# Sold	% of Capacity	£ Sold	£ as % of FCap	# Sold	% of Capacity	# Reserved	% of Capacity	Locked		Sold & Reserved
06/10/2017 20:00	200	0	69	35%	69	35%	£2,000.00	£668.00	33%	58	29%	£580.00	29%	11	6%	£88.00	4%	0	0%	0	0%	10	69	121
	200	0	69	35%	69	35%	£2,000.00	£668.00	33%	58	29%	£580.00	29%	11	6%	£88.00	4%	0	0%	0	0%	10	69	121

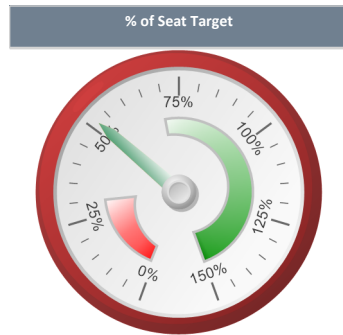
Summary Excluding Reserves	
Sold:	69
As % of Capacity	35%
Yield:	£668.00
As Percentage:	33%
Avg. Yield Per Ticket:	£9.68

Summary Including Reserves	
Sold or Reserved:	69
As Percentage:	35%
Yield:	£668.00
As Percentage:	33%
Avg. Yield Per Ticket:	£9.68

Summary of Discounted Tickets	
Gross price tickets discounted	0
Value of gross price discounts	£0.00
Conc tickets discounted	0
Value of conc discounts	£0.00
Number of price overrides	0

Totals	Gross	Tax	Net
	Total Excluding Reserves	£668.00	£0.00
Total Including Reserves	£668.00	£0.00	£668.00

Targets	
Seats Target	133
% of Seats Target (excl. Reservations)	51.9%
% of Seats Target (incl. Reservations)	51.9%



Date	All Seats Sold				Excluding Comps		Gross			Sold at Gross Value				Concessions / Discounted				Comps		Reserves			Total Available	
	Capacity	Capacity Lock	# Sold	% of Capacity	# Sold	% of Capacity	Financial Capacity	Yield	Yield as % of FCap	# Sold	% of Capacity	£ Sold	£ as % of FCap	# Sold	% of Capacity	£ Sold	£ as % of FCap	# Sold	% of Capacity	# Reserved	% of Capacity	Locked		Sold & Reserved
08/10/2017 17:00	204	0	0	0%	0	0%	£1,428.00	£0.00	0%	0	0%	£0.00	0%	0	0%	£0.00	0%	0	0%	0	0%	12	0	192
	204	0	0	0%	0	0%	£1,428.00	£0.00	0%	0	0%	£0.00	0%	0	0%	£0.00	0%	0	0%	0	0%	12	0	192

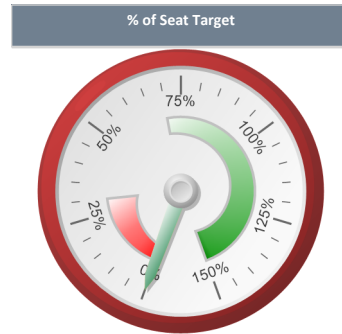
Summary Excluding Reserves	
Sold:	0
As % of Capacity	0%
Yield:	£0.00
As Percentage:	0%
Avg. Yield Per Ticket:	NaN

Summary Including Reserves	
Sold or Reserved:	0
As Percentage:	0%
Yield:	£0.00
As Percentage:	0%
Avg. Yield Per Ticket:	NaN

Summary of Discounted Tickets	
Gross price tickets discounted	0
Value of gross price discounts	£0.00
Conc tickets discounted	0
Value of conc discounts	£0.00
Number of price overrides	0

Totals	Gross	Tax	Net
	Total Excluding Reserves	£0.00	£0.00
Total Including Reserves	£0.00	£0.00	£0.00

Targets	
Seats Target	200
% of Seats Target (excl. Reservations)	0.0%
% of Seats Target (incl. Reservations)	0.0%



Date	All Seats Sold				Excluding Comps		Gross			Sold at Gross Value				Concessions / Discounted				Comps		Reserves			Total Available	
	Capacity	Capacity Lock	# Sold	% of Capacity	# Sold	% of Capacity	Financial Capacity	Yield	Yield as % of FCap	# Sold	% of Capacity	£ Sold	£ as % of FCap	# Sold	% of Capacity	£ Sold	£ as % of FCap	# Sold	% of Capacity	# Reserved	% of Capacity	Locked		Sold & Reserved
02/10/2017 19:30	200	0	0	0%	0	0%	£1,000.00	£0.00	0%	0	0%	£0.00	0%	0	0%	£0.00	0%	0	0%	0	0%	8	0	192
	200	0	0	0%	0	0%	£1,000.00	£0.00	0%	0	0%	£0.00	0%	0	0%	£0.00	0%	0	0%	0	0%	8	0	192

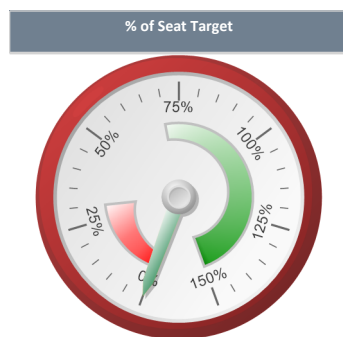
Summary Excluding Reserves	
Sold:	0
As % of Capacity	0%
Yield:	£0.00
As Percentage:	0%
Avg. Yield Per Ticket:	NaN

Summary Including Reserves	
Sold or Reserved:	0
As Percentage:	0%
Yield:	£0.00
As Percentage:	0%
Avg. Yield Per Ticket:	NaN

Summary of Discounted Tickets	
Gross price tickets discounted	0
Value of gross price discounts	£0.00
Conc tickets discounted	0
Value of conc discounts	£0.00
Number of price overrides	0

Totals	Gross	Tax	Net
	Total Excluding Reserves	£0.00	£0.00
Total Including Reserves	£0.00	£0.00	£0.00

Targets	
Seats Target	196
% of Seats Target (excl. Reservations)	0.0%
% of Seats Target (incl. Reservations)	0.0%



Date	All Seats Sold				Excluding Comps		Gross			Sold at Gross Value				Concessions / Discounted				Comps		Reserves			Total Available	
	Capacity	Capacity Lock	# Sold	% of Capacity	# Sold	% of Capacity	Financial Capacity	Yield	Yield as % of FCap	# Sold	% of Capacity	£ Sold	£ as % of FCap	# Sold	% of Capacity	£ Sold	£ as % of FCap	# Sold	% of Capacity	# Reserved	% of Capacity	Locked		Sold & Reserved
08/10/2017 19:30	200	0	80	40%	80	40%	£2,000.00	£780.00	39%	70	35%	£700.00	35%	10	5%	£80.00	4%	0	0%	0	0%	10	80	110
	200	0	80	40%	80	40%	£2,000.00	£780.00	39%	70	35%	£700.00	35%	10	5%	£80.00	4%	0	0%	0	0%	10	80	110

Summary Excluding Reserves	
Sold:	80
As % of Capacity	40%
Yield:	£780.00
As Percentage:	39%
Avg. Yield Per Ticket:	£9.75

Summary Including Reserves	
Sold or Reserved:	80
As Percentage:	40%
Yield:	£780.00
As Percentage:	39%
Avg. Yield Per Ticket:	£9.75

Summary of Discounted Tickets	
Gross price tickets discounted	0
Value of gross price discounts	£0.00
Conc tickets discounted	0
Value of conc discounts	£0.00
Number of price overrides	0

Totals	Gross	Tax	Net
	Total Excluding Reserves	£780.00	£0.00
Total Including Reserves	£780.00	£0.00	£780.00

Targets	
Seats Target	133
% of Seats Target (excl. Reservations)	60.2%
% of Seats Target (incl. Reservations)	60.2%

