
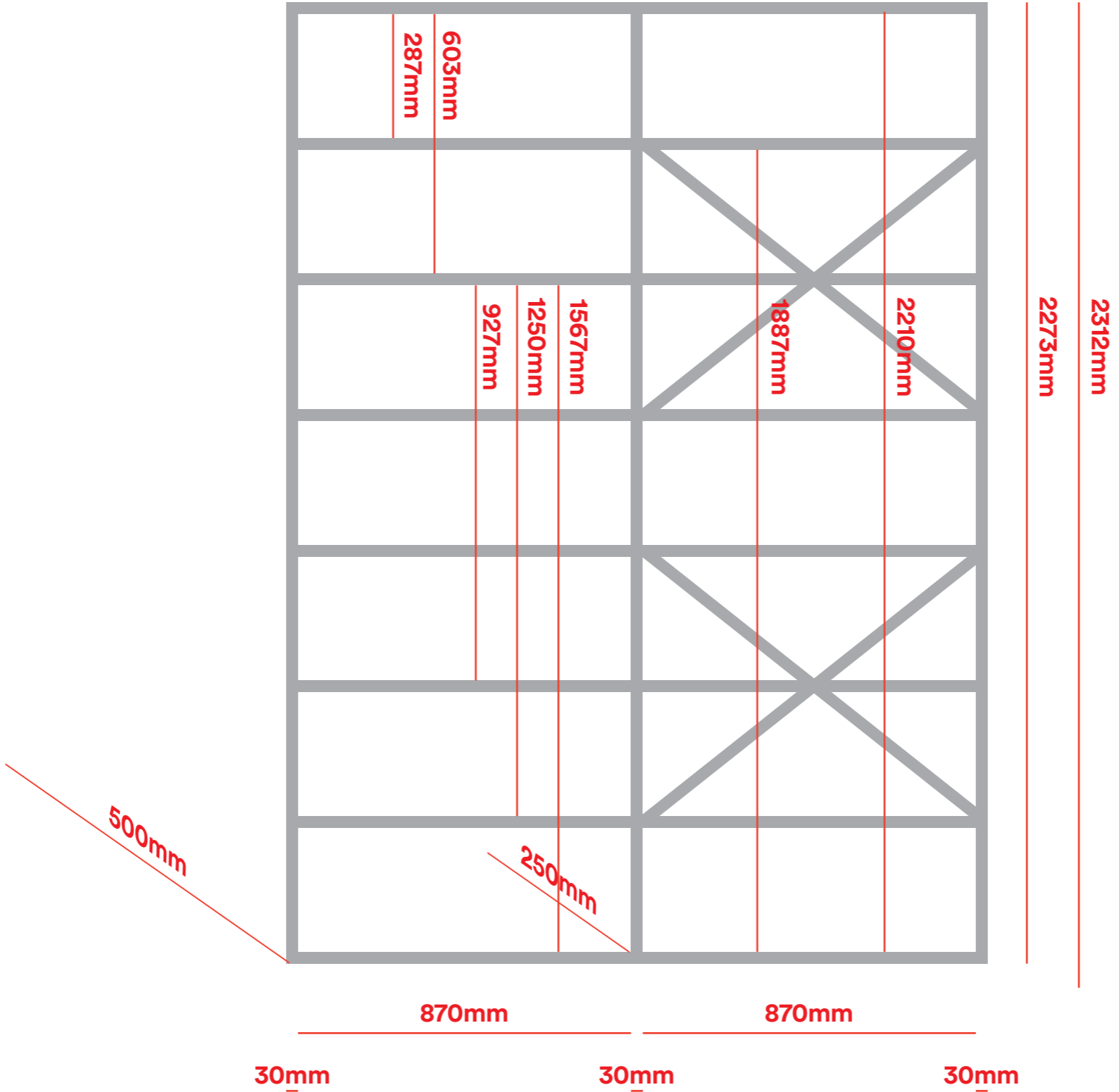


**Approx. Working Bookcase
Measurements**



Approx. Working Bookcase Measurements

1 Bays
287mm x 870mm

2 Bays
603mm x 870mm

3 Bays
927mm x 870mm

4 Bays
1250mm x 870mm

5 Bays
1567mm x 870mm

6 Bays
1887mm x 870mm

7 Bays
2210mm x 870mm

**Approx. Working Bookcase
Measurements**

**Facing Bookcase (1-36 / 38-50 / 60-81)
Position numbers INCREASING Left to Right**

**Exploded Man (41-50)
As above, and then moving around the structure ANTI-CLOCKWISE**

**Trollies (51-54)
Number individually**

**Perspex Tables (55-58)
Number individually**

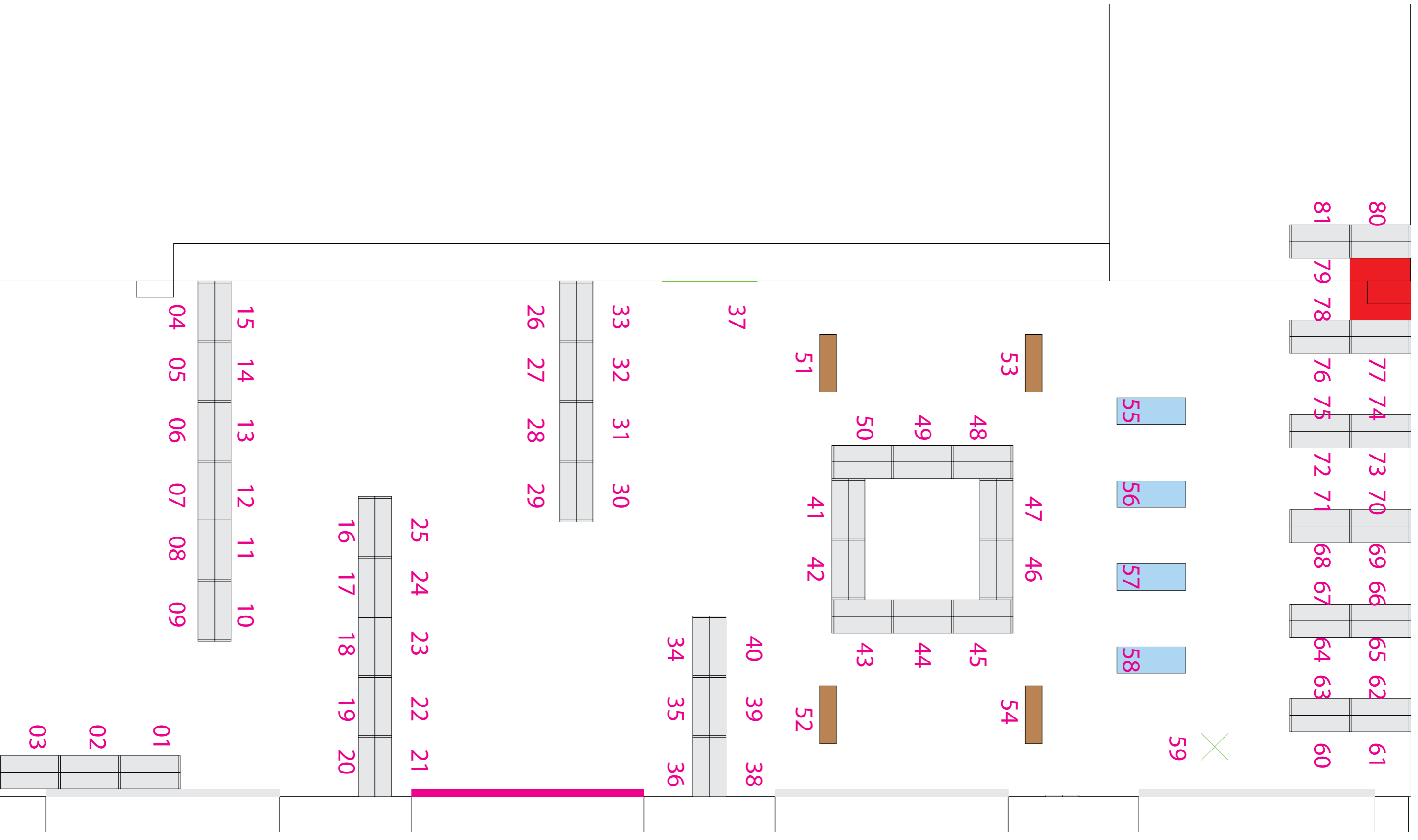
**Mower Installlation (37)
Apply to Wall**

**Tie Installlation (59)
Apply to Wall TBC**

50mm

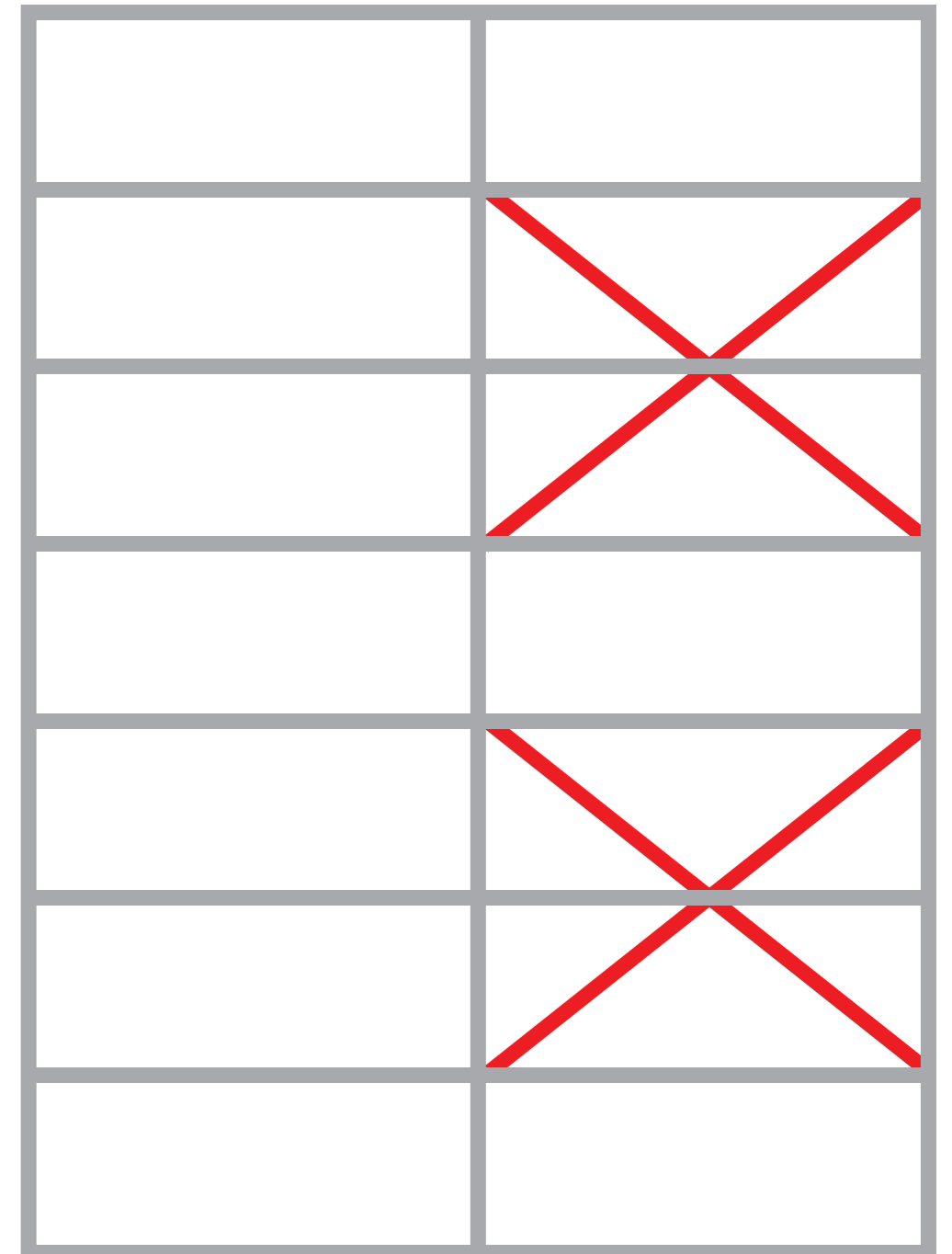
038.

Working Floorplan
Numerals Install guide



**Cross Brace Positioning
When installing Backboards**

Bookcase Poem	Side 1-3	NOT VISIBLE
Bookcase A	Side 4-9 Side 10-15	NOT VISIBLE VISIBLE
Bookcase B	Side 16-20 Side 21-25	N/A N/A
Bookcase C	Side 26-29 Side 30-33	VISIBLE NOT VISIBLE
Bookcase D	Side 34-36 Side 38-40	N/A N/A
Exploded Self Bookcase	Side 41-42 Side 43-45 Side 46-47 Side 48-50	N/A N/A N/A N/A
Bookcase E	Side 60-61 Side 62-63	NOT VISIBLE VISIBLE
Bookcase F	Side 64-65 Side 66-67	NOT VISIBLE VISIBLE
Bookcase G	Side 68-69 Side 70-71	NOT VISIBLE VISIBLE
Bookcase H	Side 72-73 Side 74-75	NOT VISIBLE VISIBLE
Bookcase I	Side 76-77 Side 78	VISIBLE NOT VISIBLE
Bookcase J	Side 79 Side 80-81	NOT VISIBLE VISIBLE



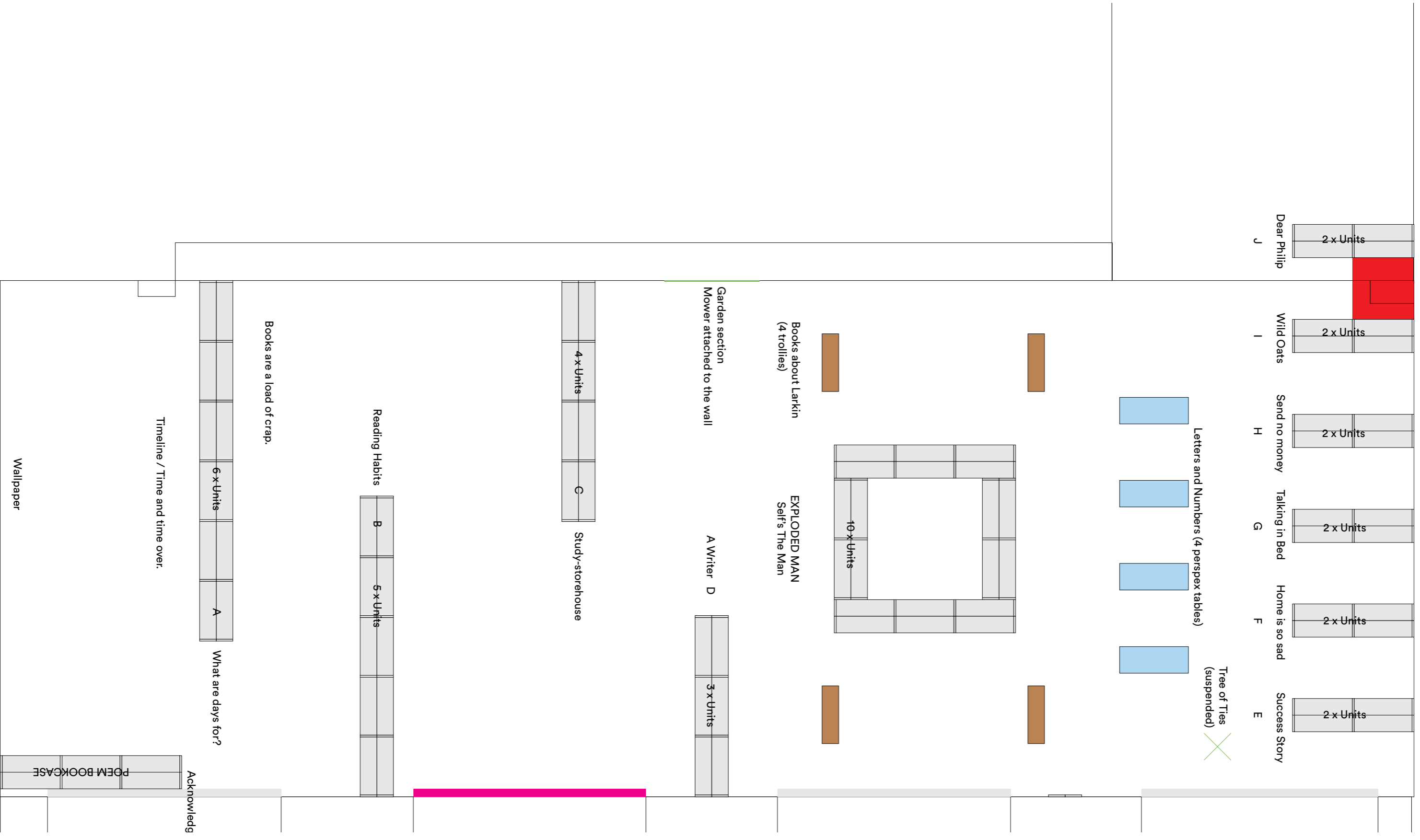
What are days for?

50mm

250mm

1800mm

Working Floorplan Locations Install guide



Reception Pink Vinyl

SEEK INSTRUCTION ON INSTALL

