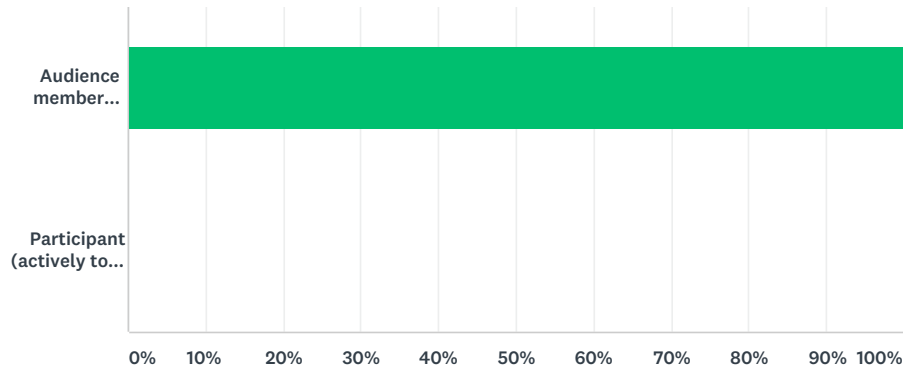


Q1 Are you an audience member or participant of 'Do you see what I mean?'

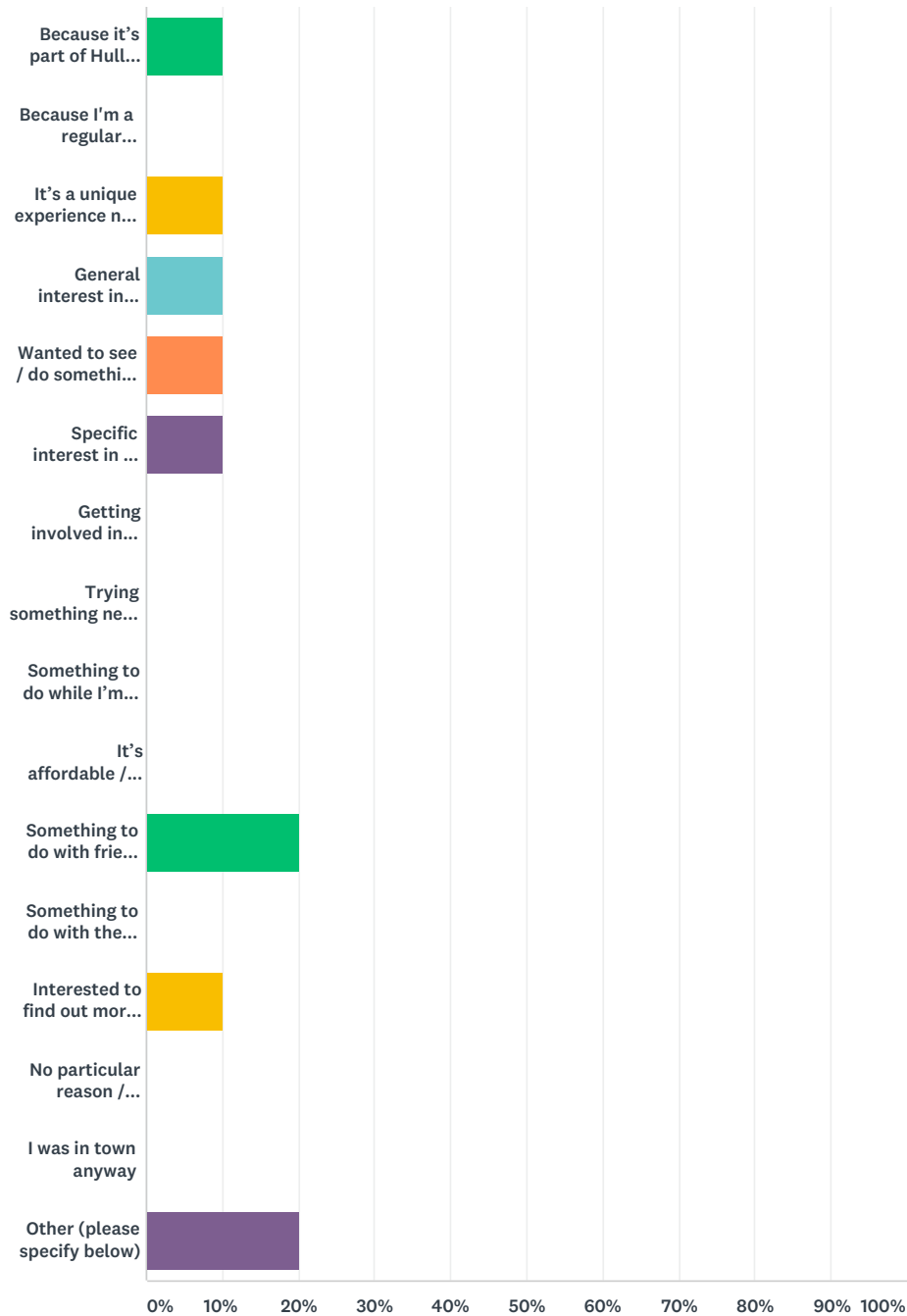
Answered: 10 Skipped: 0



ANSWER CHOICES	RESPONSES	
Audience member (attendee at the event)	100.00%	10
Participant (actively took part)	0.00%	0
TOTAL		10

Q2 What was your main reason for attending/taking part in 'Do you see what I mean?'. (Please select one answer only)

Answered: 10 Skipped: 0



ANSWER CHOICES	RESPONSES
Because it's part of Hull UK City of Culture 2017	10.00% 1
Because I'm a regular attender/participant of 'Do you see what I mean?'	0.00% 0
It's a unique experience not to be missed	10.00% 1
General interest in this type of event	10.00% 1
Wanted to see / do something creative	10.00% 1

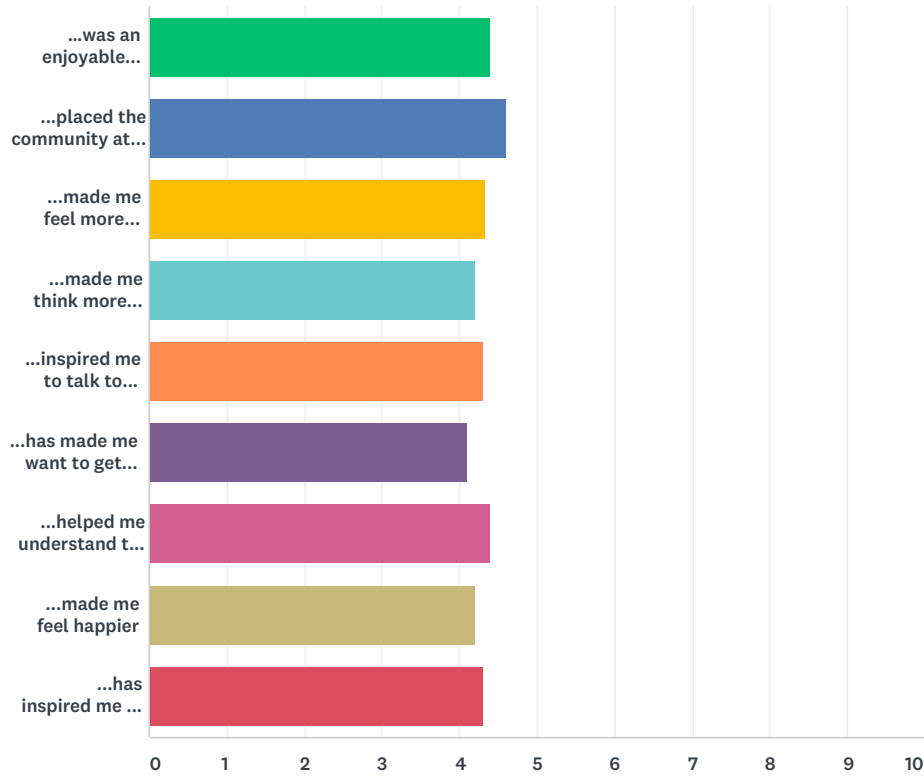
CCP DO YOU SEE WHAT I MEAN AUDIENCE/PARTICIPANT SURVEY

Specific interest in the artists involved (please specify which artists below)	10.00%	1
Getting involved in what's happening	0.00%	0
Trying something new or different	0.00%	0
Something to do while I'm in Hull on business	0.00%	0
It's affordable / good value	0.00%	0
Something to do with friends / family	20.00%	2
Something to do with the kids	0.00%	0
Interested to find out more about Hull	10.00%	1
No particular reason / someone else's idea	0.00%	0
I was in town anyway	0.00%	0
Other (please specify below)	20.00%	2
TOTAL		10

#	PLEASE SPECIFY ARTIST(S) OF INTEREST OR OTHER MOTIVATION BELOW:	DATE
1	Excellent [Plus ticked more than one box]	11/15/2017 1:44 PM
2	Amazing to watch. [Plus ticked more than one box]	11/15/2017 1:41 PM

Q3 How far would you disagree or agree with the following statements? (Please select one option only for each statement)'Do you see what I mean?'

Answered: 10 Skipped: 0



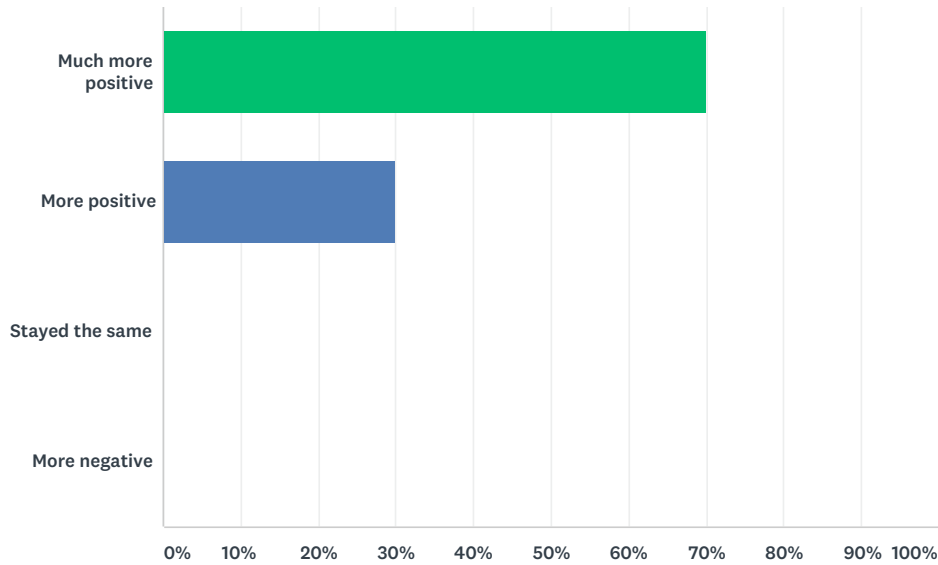
	STRONGLY DISAGREE	DISAGREE	NEITHER DISAGREE NOR AGREE	AGREE	STRONGLY AGREE	TOTAL	WEIGHTED AVERAGE
...was an enjoyable experience'	0.00% 0	0.00% 0	0.00% 0	60.00% 6	40.00% 4	10	4.40
...placed the community at the centre'	0.00% 0	0.00% 0	0.00% 0	40.00% 4	60.00% 6	10	4.60
...made me feel more connected with the stories of Hull and its people'	0.00% 0	0.00% 0	11.11% 1	44.44% 4	44.44% 4	9	4.33
...made me think more positively about people from other generations'	0.00% 0	0.00% 0	30.00% 3	20.00% 2	50.00% 5	10	4.20
...inspired me to talk to people from other generations about the stories presented'	0.00% 0	0.00% 0	20.00% 2	30.00% 3	50.00% 5	10	4.30
...has made me want to get involved in activities with members of different generations'	0.00% 0	0.00% 0	20.00% 2	50.00% 5	30.00% 3	10	4.10
...helped me understand the contribution that older people make to the community'	0.00% 0	0.00% 0	10.00% 1	40.00% 4	50.00% 5	10	4.40
...made me feel happier	0.00% 0	0.00% 0	20.00% 2	40.00% 4	40.00% 4	10	4.20

CCP DO YOU SEE WHAT I MEAN AUDIENCE/PARTICIPANT SURVEY

...has inspired me to get more involved in new projects/activities	0.00%	0.00%	20.00%	30.00%	50.00%	10	4.30
	0	0	2	3	5		

Q4 Has attending/taking part in 'Do you see what I mean?' caused you to have a different view of disabled people?

Answered: 10 Skipped: 0

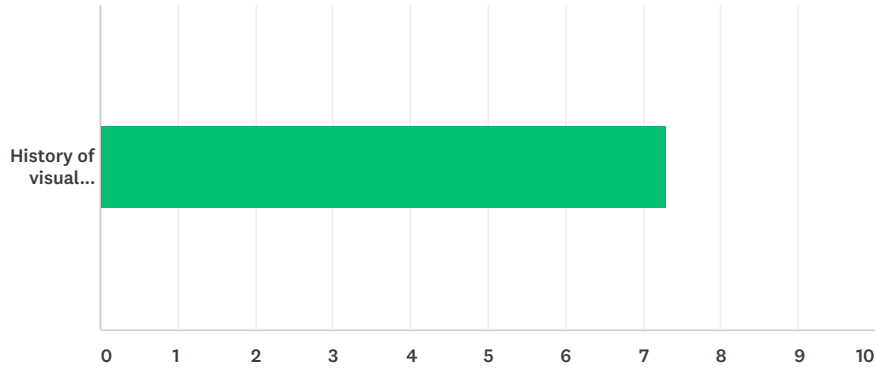


ANSWER CHOICES	RESPONSES	
Much more positive	70.00%	7
More positive	30.00%	3
Stayed the same	0.00%	0
More negative	0.00%	0
TOTAL		10

CCP DO YOU SEE WHAT I MEAN AUDIENCE/PARTICIPANT SURVEY

Q5 On a scale of 0-10, where '0' is 'Nothing at all' and '10' is 'A lot', how much have you learnt about the following aspects of Hull's history and heritage as a result of attending/taking part in 'Do you see what I mean?'?

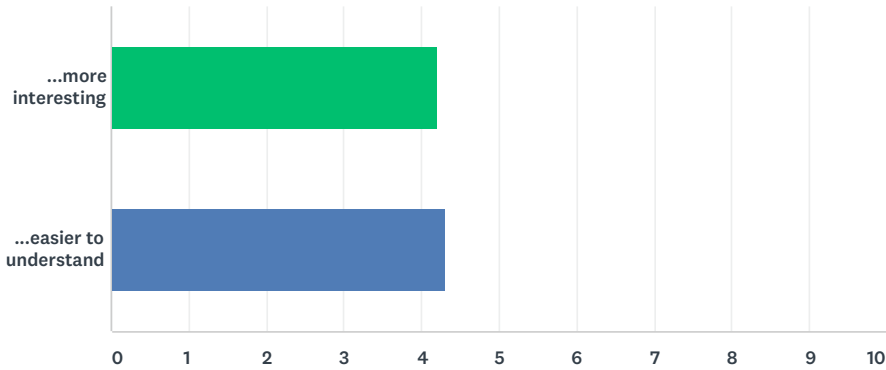
Answered: 10 Skipped: 0



	0-NOTHING AT ALL	1	2	3	4	5	6	7	8	9	10-A LOT	TOTAL	WEIG AVEF
History of visual impairment in Hull	0.00% 0	0.00% 0	0.00% 0	0.00% 0	10.00% 1	0.00% 0	20.00% 2	100.00% 10	20.00% 2	10.00% 1	30.00% 3	10	

Q6 How far would you disagree or agree with the following statements?"Using art based projects to present the history and heritage of Hull makes the history and heritage...

Answered: 10 Skipped: 0



	STRONGLY DISAGREE	DISAGREE	NEITHER DISAGREE NO AGREE	AGREE	STRONGLY AGREE	TOTAL	WEIGHTED AVERAGE
...more interesting	0.00% 0	0.00% 0	20.00% 2	40.00% 4	40.00% 4	10	4.20
...easier to understand	0.00% 0	0.00% 0	10.00% 1	50.00% 5	40.00% 4	10	4.30

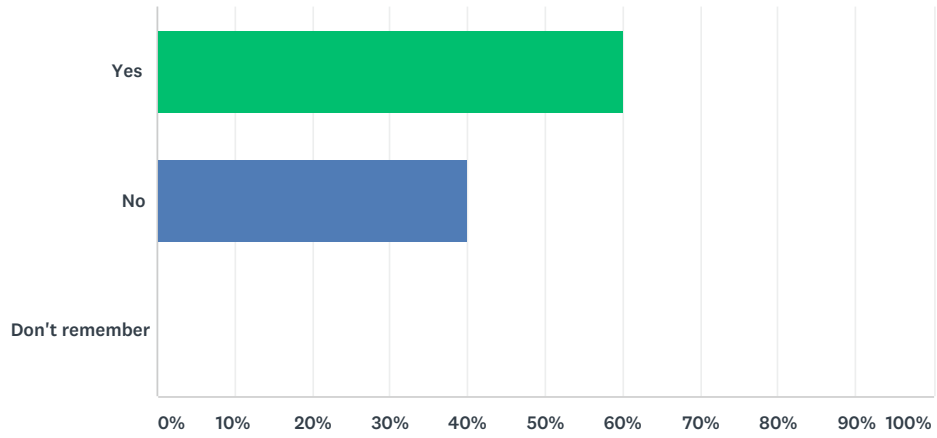
Q7 Please share any further comments you have about 'Do you see what I mean?' below:

Answered: 5 Skipped: 5

#	RESPONSES	DATE
1	The best show I've seen so far.	11/15/2017 2:02 PM
2	Wonderful performance - full of fun and energy.	11/15/2017 1:59 PM
3	Great to see the real people from Hull giving their view and voice.	11/15/2017 1:52 PM
4	Amazing they were all so good!	11/15/2017 1:44 PM
5	Made me feel how fortunate we are.	11/15/2017 1:41 PM

Q8 In the last 12 months have you attended/taken part in theatre?

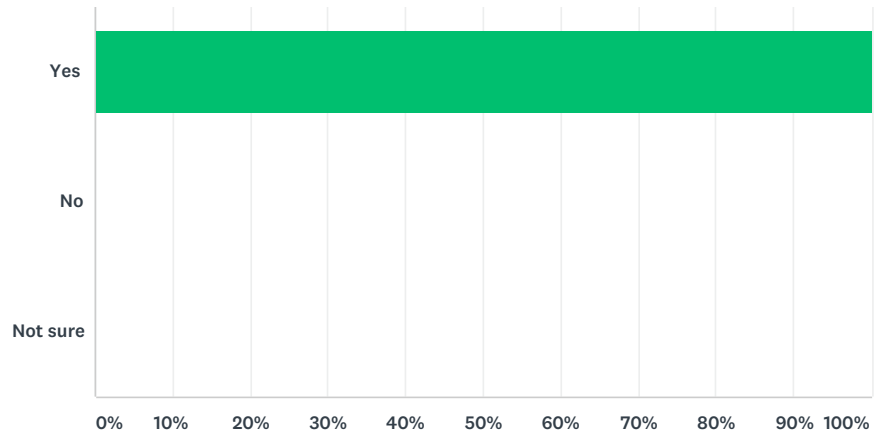
Answered: 10 Skipped: 0



ANSWER CHOICES	RESPONSES	
Yes	60.00%	6
No	40.00%	4
Don't remember	0.00%	0
TOTAL		10

Q9 Have you been to, or are you planning to attend or take part in other events and activities programmed for Hull UK City of Culture 2017?

Answered: 10 Skipped: 0



ANSWER CHOICES	RESPONSES	
Yes	100.00%	10
No	0.00%	0
Not sure	0.00%	0
TOTAL		10

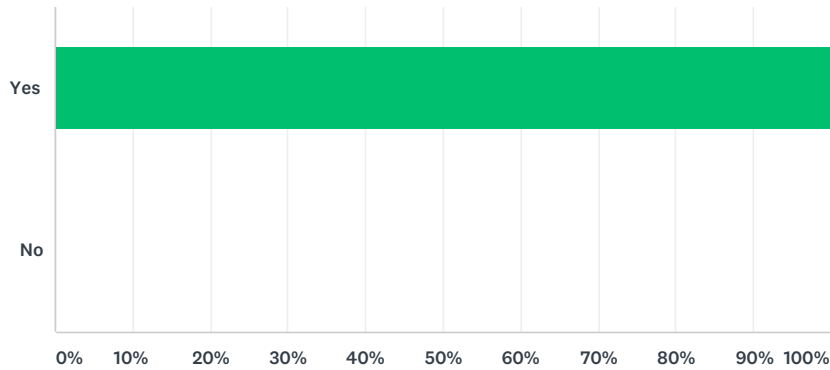
Q10 What is your post code? (If you are a non-UK resident, please enter country of residence) (This will be used for evaluation purposes only, to map audiences for our project)

Answered: 9 Skipped: 1

#	RESPONSES	DATE
1	HU15 1TE	11/15/2017 2:07 PM
2	HU5 4GA	11/15/2017 2:03 PM
3	HU5 3PW	11/15/2017 2:00 PM
4	HU7 0DT	11/15/2017 1:57 PM
5	HU3 1TY	11/15/2017 1:53 PM
6	HU6 9SD	11/15/2017 1:50 PM
7	HU8 8DU	11/15/2017 1:47 PM
8	HU5 4NA	11/15/2017 1:45 PM
9	HU5 3NA	11/15/2017 1:42 PM

Q11 If you do not live in Hull, have you been to Hull before coming to 'Do you see what I mean?'

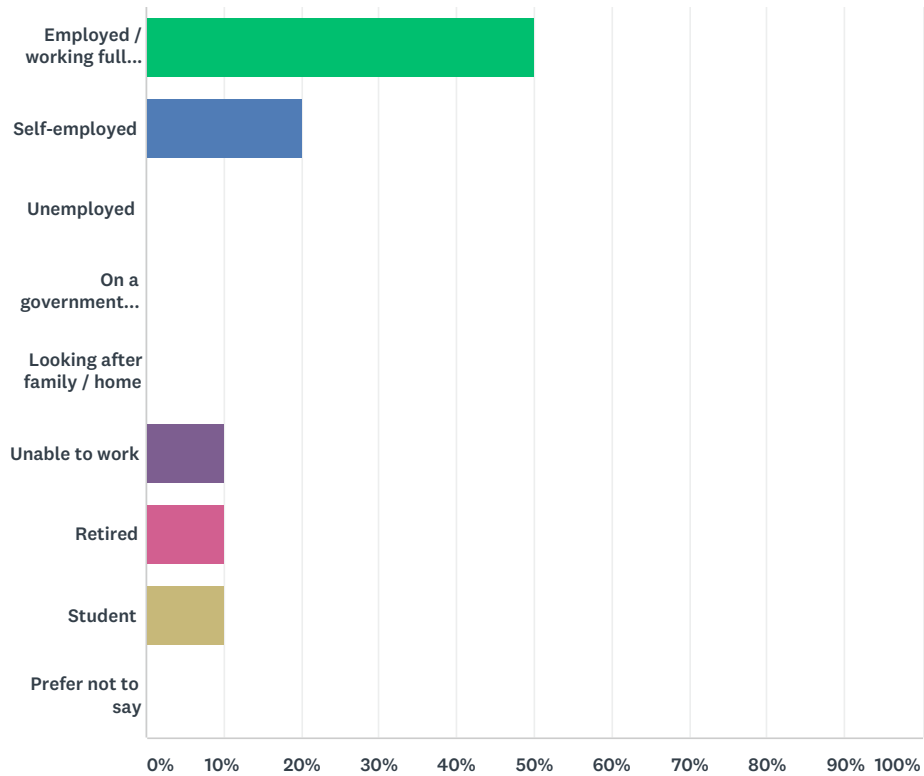
Answered: 5 Skipped: 5



ANSWER CHOICES	RESPONSES	
Yes	100.00%	5
No	0.00%	0
TOTAL		5

Q12 Which of the following best describes your employment status? (Please select one answer only)

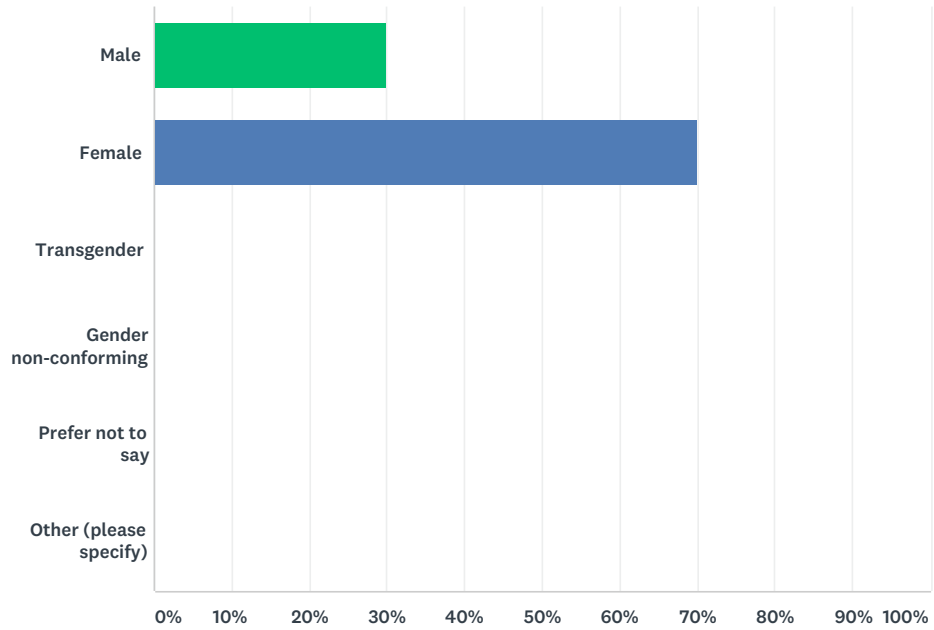
Answered: 10 Skipped: 0



ANSWER CHOICES	RESPONSES	
Employed / working full or part time	50.00%	5
Self-employed	20.00%	2
Unemployed	0.00%	0
On a government scheme for employment training	0.00%	0
Looking after family / home	0.00%	0
Unable to work	10.00%	1
Retired	10.00%	1
Student	10.00%	1
Prefer not to say	0.00%	0
TOTAL		10

Q13 How would you define your gender?(Please select one answer only)

Answered: 10 Skipped: 0




ANSWER CHOICES	RESPONSES	
Male	30.00%	3
Female	70.00%	7
Transgender	0.00%	0
Gender non-conforming	0.00%	0
Prefer not to say	0.00%	0
Other (please specify)	0.00%	0
TOTAL		10

#	OTHER (PLEASE SPECIFY)	DATE
	There are no responses.	

Q14 How would you define your ethnic background?(Please select one answer only)

Answered: 10 Skipped: 0

CCP DO YOU SEE WHAT I MEAN AUDIENCE/PARTICIPANT SURVEY



ANSWER CHOICES	RESPONSES
White: English/Welsh/Scottish/Northern Irish/British	100.00% 10

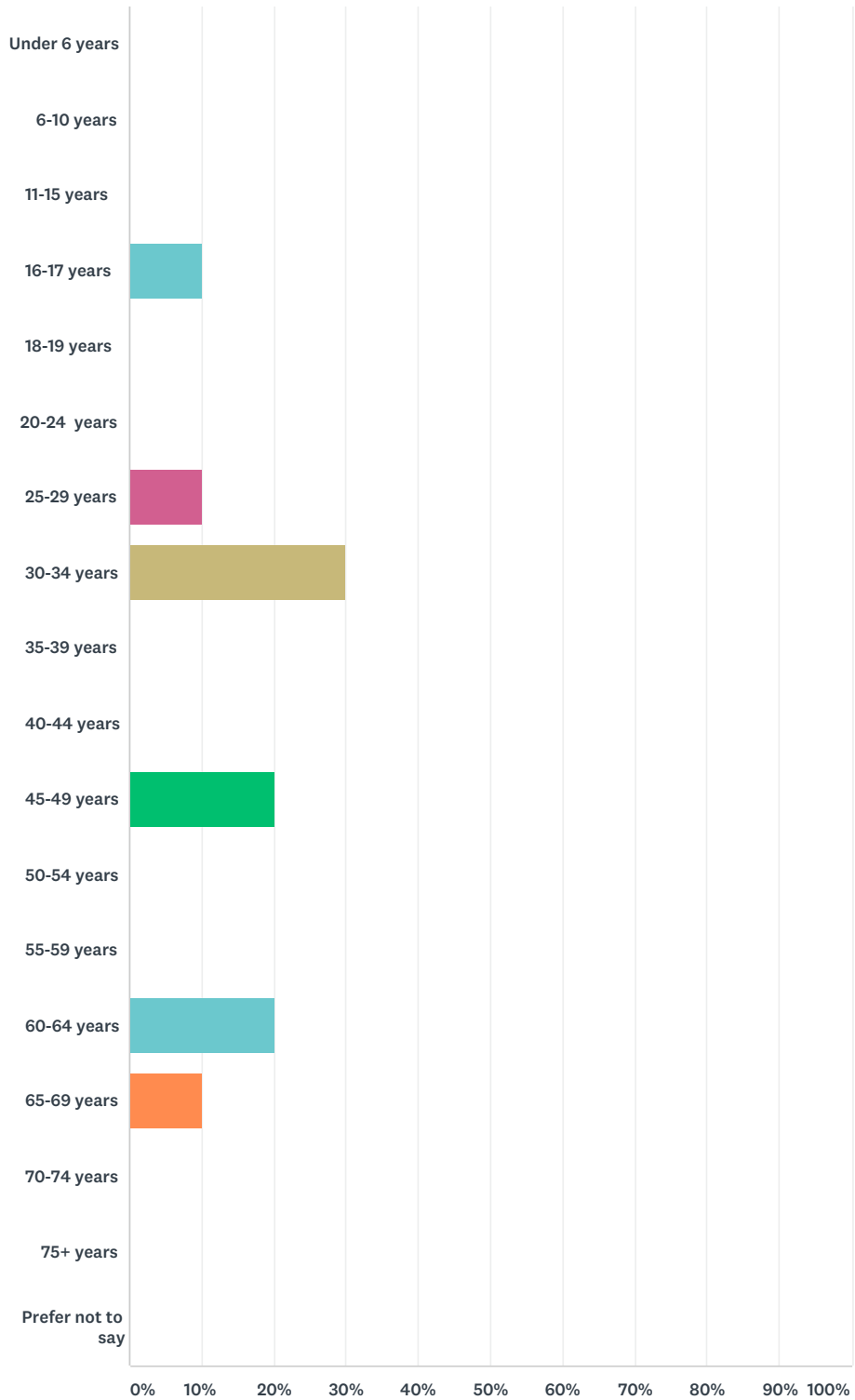
CCP DO YOU SEE WHAT I MEAN AUDIENCE/PARTICIPANT SURVEY

White: Irish	0.00%	0
White: Gypsy or Irish Traveller	0.00%	0
White: Polish	0.00%	0
White: Any other white background (write in box below if you wish)	0.00%	0
Mixed/multiple ethnic groups: White and Black Caribbean	0.00%	0
Mixed/multiple ethnic groups: White and Black African	0.00%	0
Mixed/multiple ethnic groups: White and Asian	0.00%	0
Mixed/multiple ethnic groups: Any other Mixed/multiple ethnic background (write in box below if you wish)	0.00%	0
Asian/Asian British: Bangladeshi	0.00%	0
Asian/Asian British: Indian	0.00%	0
Asian/Asian British: Pakistani	0.00%	0
Asian/Asian British: Chinese	0.00%	0
Asian/Asian British: Any other Asian background (write in box below if you wish)	0.00%	0
Black/African/Caribbean/Black British: African	0.00%	0
Black/African/Caribbean/Black British: Caribbean	0.00%	0
Black/African/Caribbean/Black British: Any other Black/African/Caribbean background (write in box below if you wish)	0.00%	0
Other: Arab	0.00%	0
Other: Any other ethnic background (write in box below if you wish)	0.00%	0
Prefer not to say	0.00%	0
Please specify in this box if you wish:	0.00%	0
TOTAL		10

#	PLEASE SPECIFY IN THIS BOX IF YOU WISH:	DATE
	There are no responses.	

Q15 Which of the following age groups do you fall into?(Please select one answer only)

Answered: 10 Skipped: 0



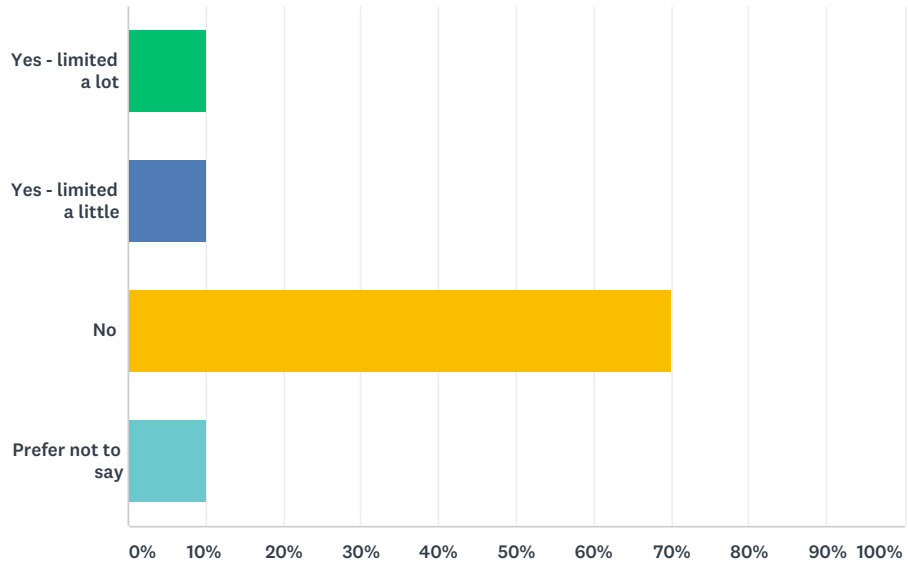
ANSWER CHOICES	RESPONSES
Under 6 years	0.00% 0

CCP DO YOU SEE WHAT I MEAN AUDIENCE/PARTICIPANT SURVEY

6-10 years	0.00%	0
11-15 years	0.00%	0
16-17 years	10.00%	1
18-19 years	0.00%	0
20-24 years	0.00%	0
25-29 years	10.00%	1
30-34 years	30.00%	3
35-39 years	0.00%	0
40-44 years	0.00%	0
45-49 years	20.00%	2
50-54 years	0.00%	0
55-59 years	0.00%	0
60-64 years	20.00%	2
65-69 years	10.00%	1
70-74 years	0.00%	0
75+ years	0.00%	0
Prefer not to say	0.00%	0
TOTAL		10

**Q16 Are your day-to-day activities limited because of a health problem or disability which has lasted, or is expected to last, at least 12 months?
(Please select one answer only)**

Answered: 10 Skipped: 0



ANSWER CHOICES	RESPONSES	
Yes - limited a lot	10.00%	1
Yes - limited a little	10.00%	1
No	70.00%	7
Prefer not to say	10.00%	1
TOTAL		10