



Progress Report

Subterranean Suburbia working title

The project *Subterranean Suburbia* will reveal the microcosmic subculture of the tiny people squatting in the nooks and niches of Anlaby Road's former cinema turned bingo hall. As night falls, for the first time the tiny inhabitants of the derelict building will dare to come out and socialize in 4 secret locations close to the building's walls. If you search quietly and tread carefully you might be able to see what they get up to...

I. Puddle Resort

This scene is set up underneath a drain pipe (see location picture on next page) in order to create a holiday scene around a puddle. The puddle has been artificially created out of concrete in order to assure the right amount and level of water necessary for the projections.

We will project a gold fish into the puddle that circles around a miniature sunbathing woman, drifting on a small piece of bubble wrap. We will project holiday makers sunbathing on discarded mouse mats around the puddle. And we will create an open air cinema by using an old thrown out TV with animated characters lounging on discarded mouse mats. The TV will screen trailers of the films “Honey, I have shrunk the kids” and “Jaws”.

All props for these installations will look like the little people have tried to re-appropriate life size waste.



Location: this drain pipe is on the left hand corner of the building when standing in front of it). The projector unit fits into a food container box and will be attached to the drain pipe with cable ties. The box is painted black to blend in with the pipe and we might attach a few plastic bags to it (as if caught on the pipe) if it needs to be concealed even more.

Visuals of characters projected onto mouse mats and a floating piece of bubble wrap in the puddle. Gold fish projected into the fake puddle. The characters will be mapped on site, this is not the final layout but a projection “kit”.



Examples of some props for this scene.



2. Condo

For this scene we will stencil an apartment block onto the electricity box outside the Bingo Hall and animate the stencils with projections of people in their flats. The stencils will remain on the wall. We might apply some putty to the surface in order to smoothen it and allow the stencils and projections to be more accurate.



3. Rubbish

For this scene we will animate characters interacting with the waste accumulated outside the bingo hall.


Animated flies from a physical rotten apple attack a woman while a worker in a radiation suit treats it with the contents from a discarded insecticide bottle. The tiny worker will come out of a white plastic bag made to look like a forensic tent.

Various left overs of a MacDonald's meal: a character carries chips like an ant out of a Mac Donald's bag, a character uses a discarded metal mesh to BBQ one of the chips, and a tiny police man character shoots the flies that attempt to attack a tiny woman.






Location (we will use a temporary white spray paint to turn the black tiles into a lighter surface that will take the projections better). This is the front of the bingo hall.

Visuals of characters projected around the waste products. Example of a couple of props. This scene is currently still being edited but will be finished by the end of this week.



4. CCTV



A dolls house door will be installed on the bingo hall wall and we have various characters coming out from behind. When they notice the CCTV camera which has collapsed onto the floor they start to perform in front of it.

Location (we will use a temporary white spray paint to turn the black tiles into a lighter surface that will take the projections better). This is the front of the bingo hall.



Progress/timeline:

Filming and keying has been completed for all scenes.

Editing has been completed for 3 out of 4 scenes and will be done by the end of this week.

Sound track is edited for 3 out of 4 scenes, 4th soundtrack will be done by the end of this week.

Fake puddle is created and just needs sealing which will happen before the end of this week.

Equipment is in place and needs test running which will happen Thursday and Friday night.

All props are ready.

All stencils are ready and tested.

3 out of 4 waterproof units (see picture) for housing the equipment are ready, the 4th one will be finished by the end of the day.

Still to be confirmed:

As part of the R&D we are exploring running projectors and other necessary equipment on battery power in order to give a feel of “no strings attached”. At this stage we are not sure if the units will run longer than 2 hours.

