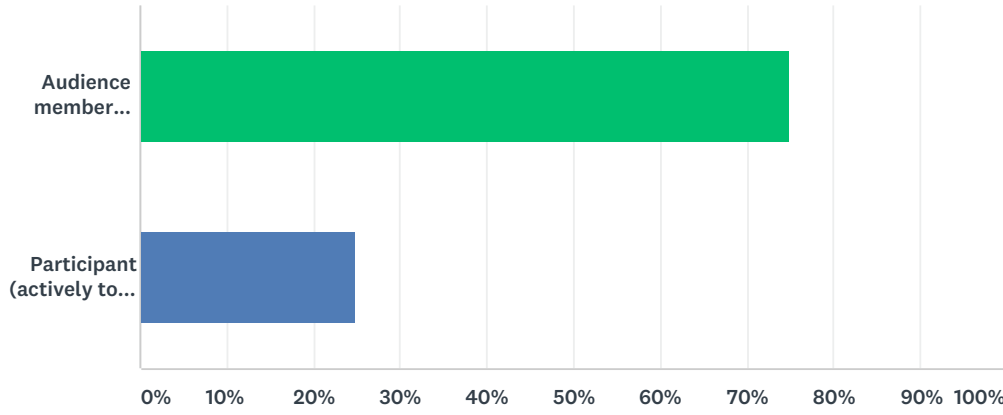


Q1 Are you an audience member or participant of Hear in Hull?

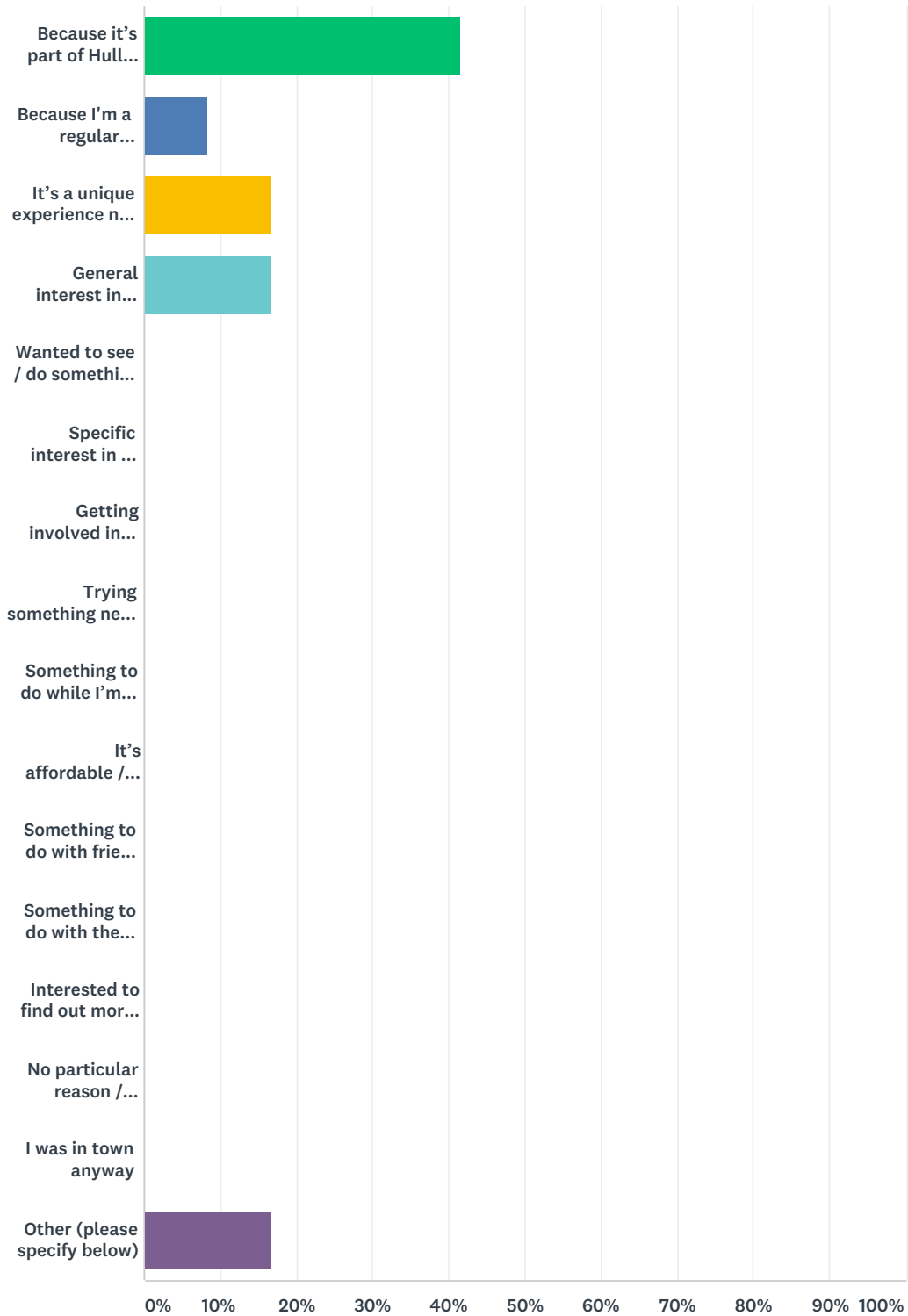
Answered: 12 Skipped: 0



ANSWER CHOICES	RESPONSES	
Audience member (attendee at the event)	75.00%	9
Participant (actively took part)	25.00%	3
TOTAL		12

Q2 What was your main reason for attending/taking part in INSERT EVENT NAME? (Please select one answer only)

Answered: 12 Skipped: 0



ANSWER CHOICES

RESPONSES

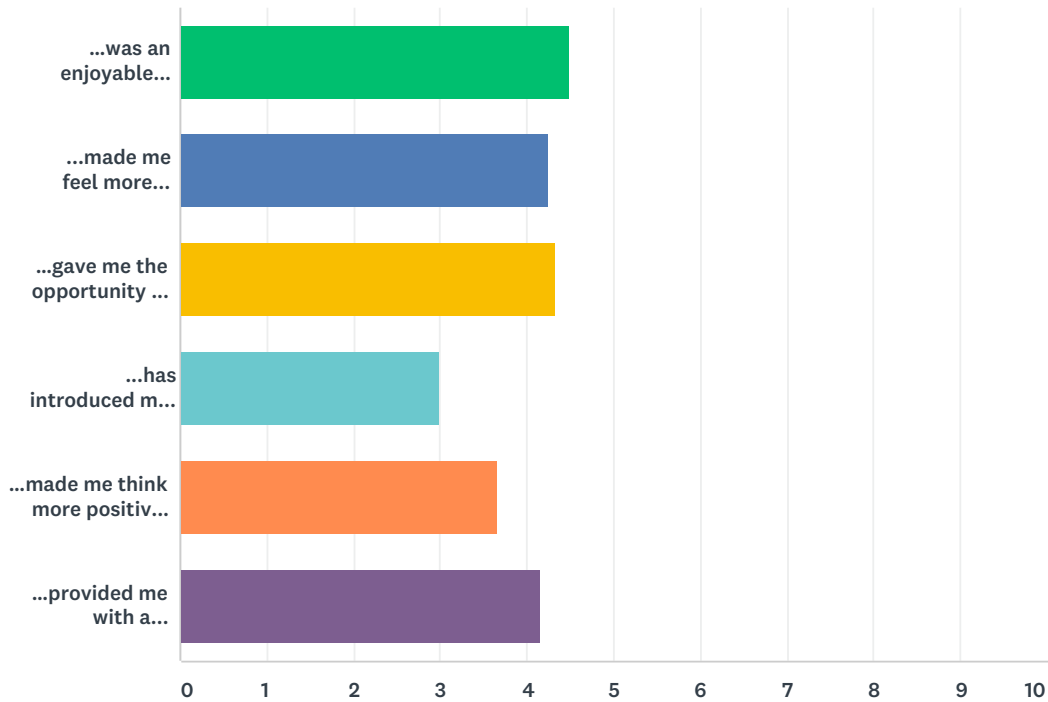
HEAR IN HULL AUDIENCE/PARTICIPANT SURVEY

Because it's part of Hull UK City of Culture 2017	41.67%	5
Because I'm a regular attender/participant of Hear in Hull	8.33%	1
It's a unique experience not to be missed	16.67%	2
General interest in this type of event	16.67%	2
Wanted to see / do something creative	0.00%	0
Specific interest in the artists involved (please specify which artists below)	0.00%	0
Getting involved in what's happening	0.00%	0
Trying something new or different	0.00%	0
Something to do while I'm in Hull on business	0.00%	0
It's affordable / good value	0.00%	0
Something to do with friends / family	0.00%	0
Something to do with the kids	0.00%	0
Interested to find out more about Hull	0.00%	0
No particular reason / someone else's idea	0.00%	0
I was in town anyway	0.00%	0
Other (please specify below)	16.67%	2
TOTAL		12

#	PLEASE SPECIFY ARTIST(S) OF INTEREST OR OTHER MOTIVATION BELOW:	DATE
1	I have a stammer so was interested in how it could be accessed to general public and how it would be brought over	11/2/2017 11:07 AM
2	I was invited	11/2/2017 11:02 AM
3	I am involved in the stammering world	11/2/2017 11:00 AM

Q3 How far would you disagree or agree with the following statements? (Please select one option only for each statement)Hear in Hull...

Answered: 12 Skipped: 0



	STRONGLY DISAGREE	DISAGREE	NEITHER DISAGREE NOR AGREE	AGREE	STRONGLY AGREE	TOTAL	WEIGHTED AVERAGE
...was an enjoyable experience'	8.33% 1	0.00% 0	0.00% 0	16.67% 2	75.00% 9	12	4.50
...made me feel more connected with the stories of Hull and its people'	8.33% 1	0.00% 0	8.33% 1	25.00% 3	58.33% 7	12	4.25
...gave me the opportunity to interact with other people who I wouldn't have normally interacted with'	0.00% 0	0.00% 0	16.67% 2	33.33% 4	50.00% 6	12	4.33
...has introduced me to how to listen to a person who stammers for the first time'	25.00% 3	16.67% 2	16.67% 2	16.67% 2	25.00% 3	12	3.00
...made me think more positively about people who stammer'	16.67% 2	0.00% 0	16.67% 2	33.33% 4	33.33% 4	12	3.67
...provided me with a different experience of the city'	8.33% 1	0.00% 0	0.00% 0	50.00% 6	41.67% 5	12	4.17

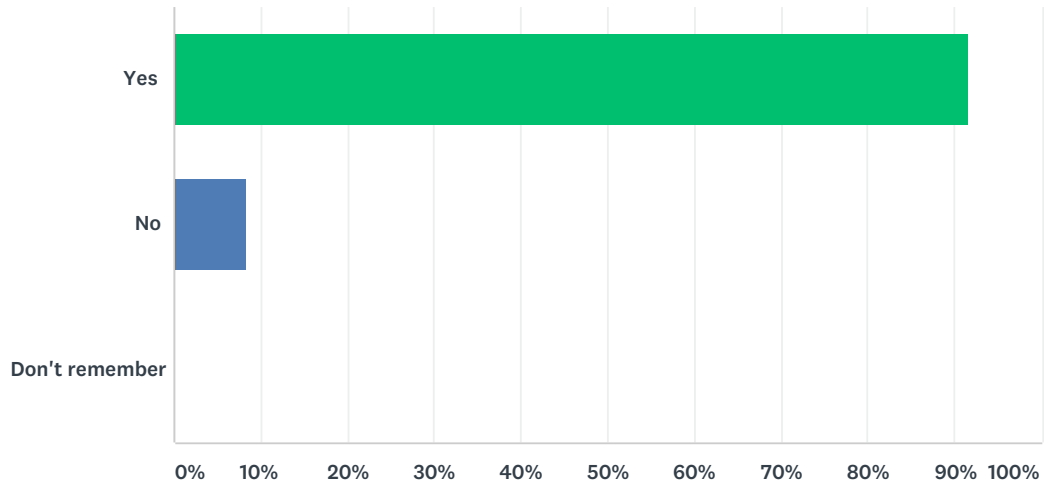
Q4 Please share any further comments you have about Hear in Hull below:

Answered: 6 Skipped: 6

#	RESPONSES	DATE
1	Thoroughly enjoyed	11/2/2017 11:14 AM
2	I am a person who stammers; loved my day in Hull	11/2/2017 11:10 AM
3	Needs to be an ongoing thing for the future	11/2/2017 11:07 AM
4	The video was excellent	11/2/2017 11:02 AM
5	Great. I have been involved in many stammering related awareness events - I loved today.	11/2/2017 11:00 AM
6	An inspirational and positive event, look forward to the sequel.	11/2/2017 10:55 AM

Q5 In the last 12 months have you attended/taken part in a visual art exhibition?

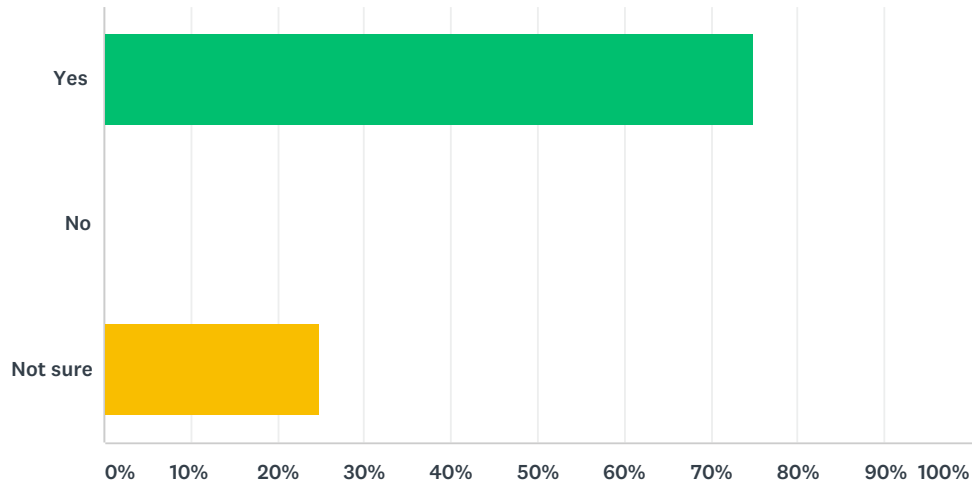
Answered: 12 Skipped: 0



ANSWER CHOICES	RESPONSES	
Yes	91.67%	11
No	8.33%	1
Don't remember	0.00%	0
TOTAL		12

Q6 Have you been to, or are you planning to attend or take part in other events and activities programmed for Hull UK City of Culture 2017?

Answered: 12 Skipped: 0



ANSWER CHOICES	RESPONSES
Yes	75.00% 9
No	0.00% 0
Not sure	25.00% 3
TOTAL	12

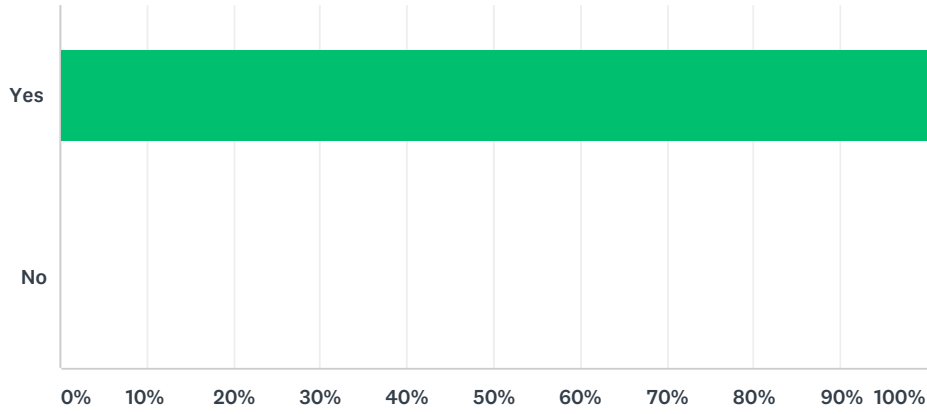
Q7 What is your post code? (If you are a non-UK resident, please enter country of residence) (This will be used for evaluation purposes only, to map audiences for our project)

Answered: 12 Skipped: 0

#	RESPONSES	DATE
1	HU17 5NH	11/2/2017 11:16 AM
2	HU12	11/2/2017 11:15 AM
3	HU14 3DF	11/2/2017 11:13 AM
4	E16 3BY	11/2/2017 11:11 AM
5	LS29 8NJ	11/2/2017 11:09 AM
6	DN40 3AP	11/2/2017 11:08 AM
7	DN14 7HS	11/2/2017 11:05 AM
8	HP16 9EW	11/2/2017 11:03 AM
9	DN22 7WY	11/2/2017 11:01 AM
10	YO8 5AB	11/2/2017 10:58 AM
11	HU10 7EP	11/2/2017 10:56 AM
12	HU4 7AS	11/2/2017 10:54 AM

Q8 If you do not live in Hull, have you been to Hull before coming to Hear in Hull?

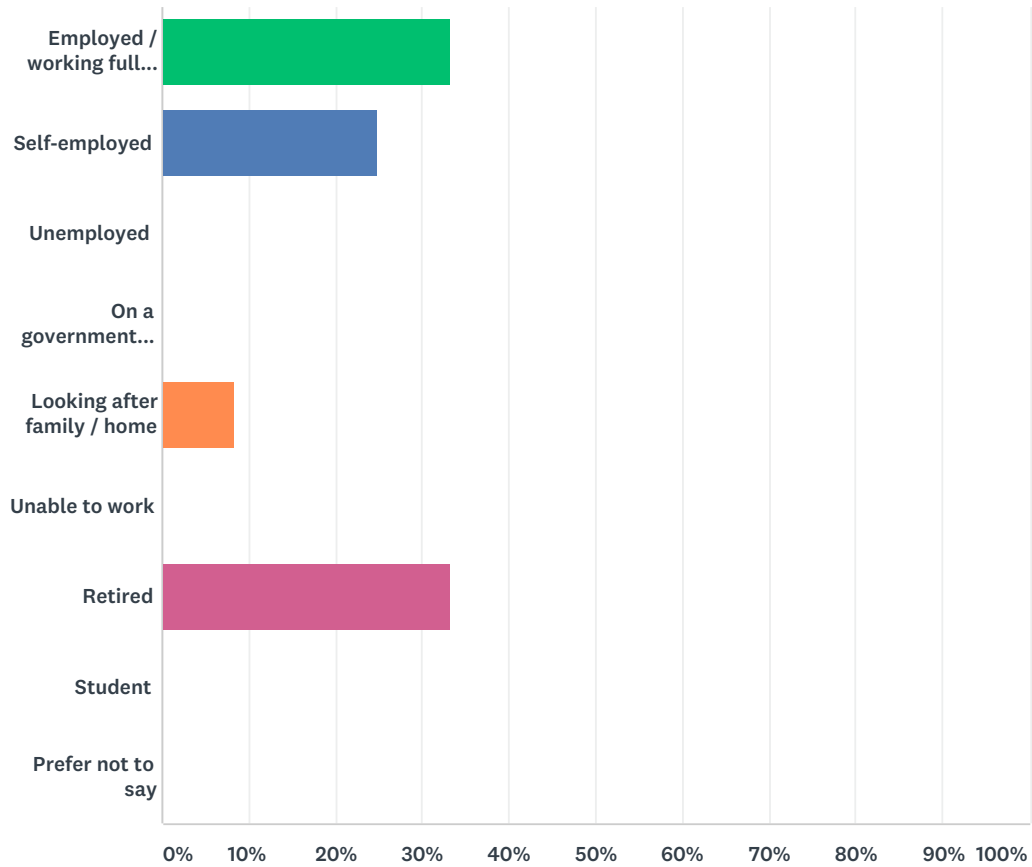
Answered: 8 Skipped: 4



ANSWER CHOICES	RESPONSES	
Yes	100.00%	8
No	0.00%	0
TOTAL		8

Q9 Which of the following best describes your employment status? (Please select one answer only)

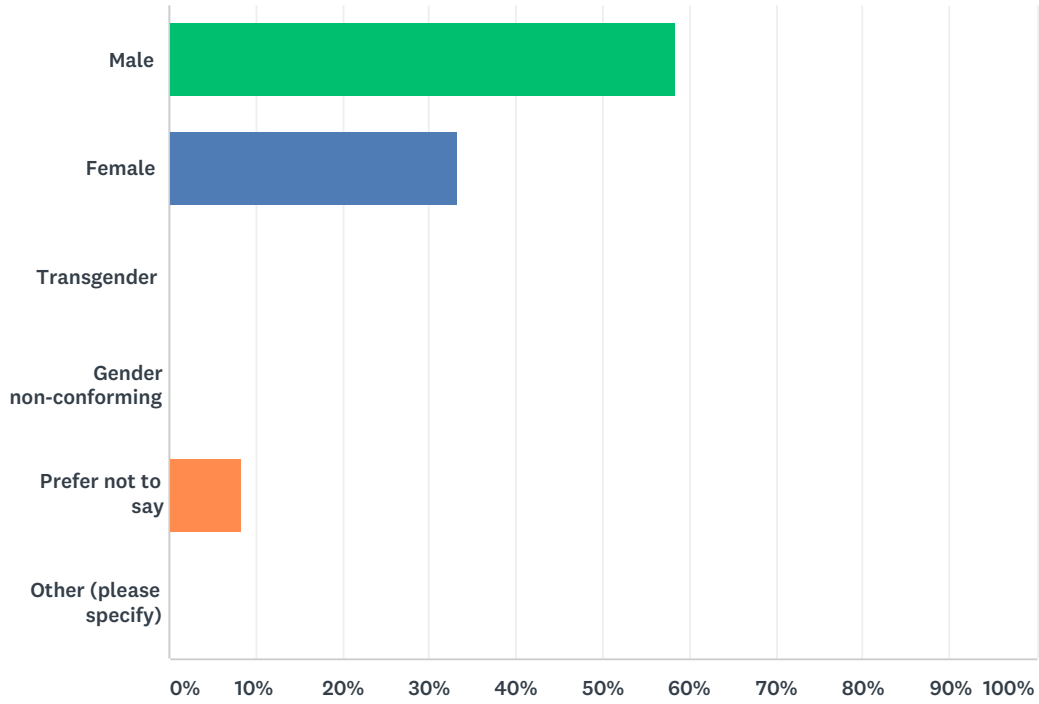
Answered: 12 Skipped: 0



ANSWER CHOICES	RESPONSES	
Employed / working full or part time	33.33%	4
Self-employed	25.00%	3
Unemployed	0.00%	0
On a government scheme for employment training	0.00%	0
Looking after family / home	8.33%	1
Unable to work	0.00%	0
Retired	33.33%	4
Student	0.00%	0
Prefer not to say	0.00%	0
TOTAL		12

Q10 How would you define your gender?(Please select one answer only)

Answered: 12 Skipped: 0

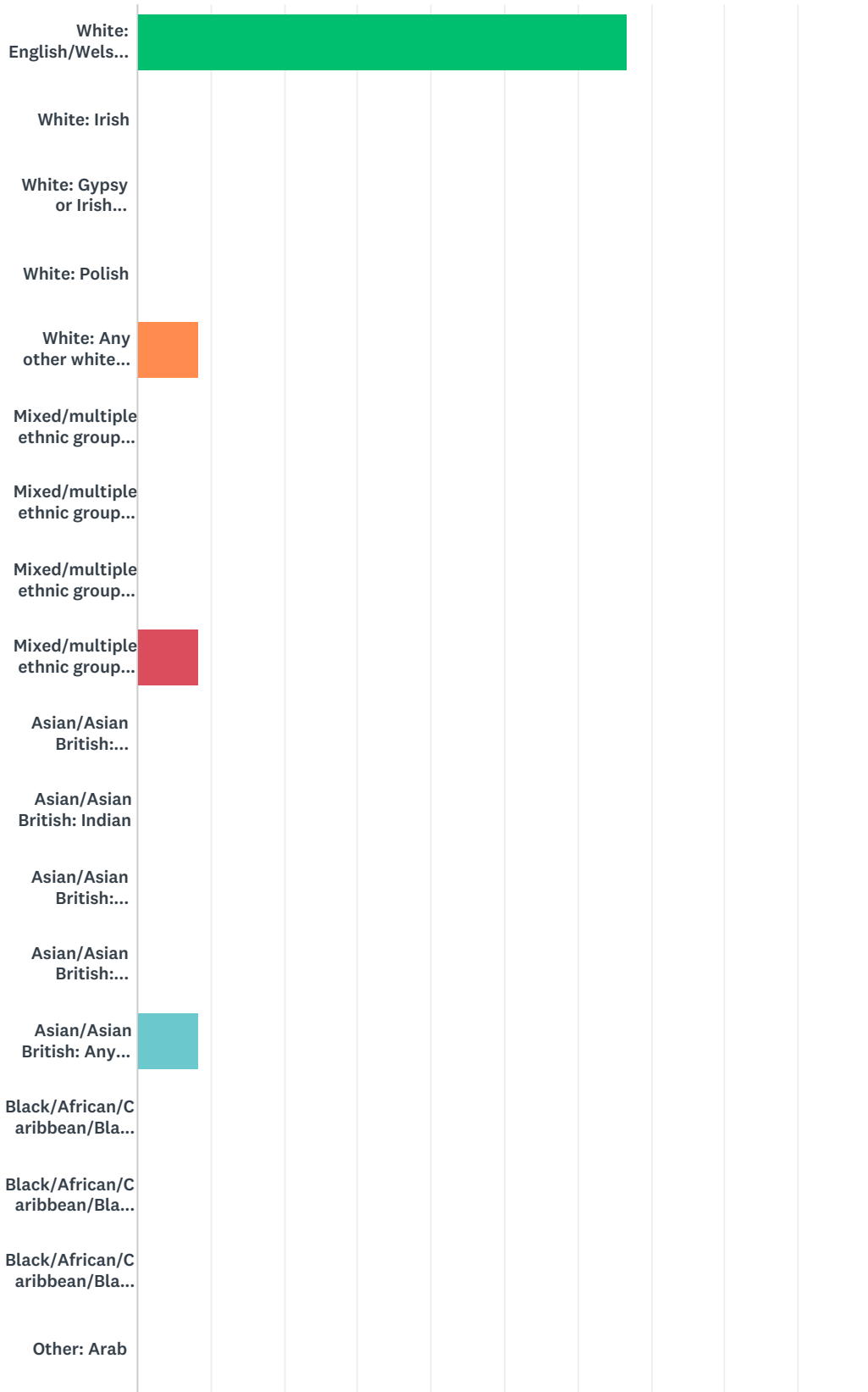


ANSWER CHOICES	RESPONSES	
Male	58.33%	7
Female	33.33%	4
Transgender	0.00%	0
Gender non-conforming	0.00%	0
Prefer not to say	8.33%	1
Other (please specify)	0.00%	0
TOTAL		12

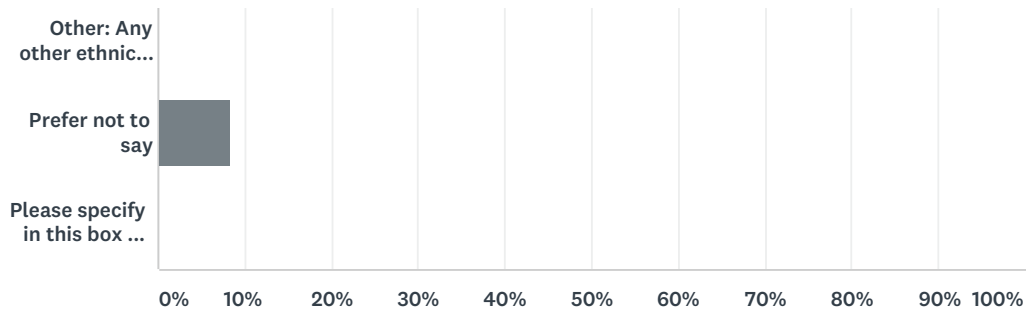
#	OTHER (PLEASE SPECIFY)	DATE
	There are no responses.	

Q11 How would you define your ethnic background?(Please select one answer only)

Answered: 12 Skipped: 0



HEAR IN HULL AUDIENCE/PARTICIPANT SURVEY



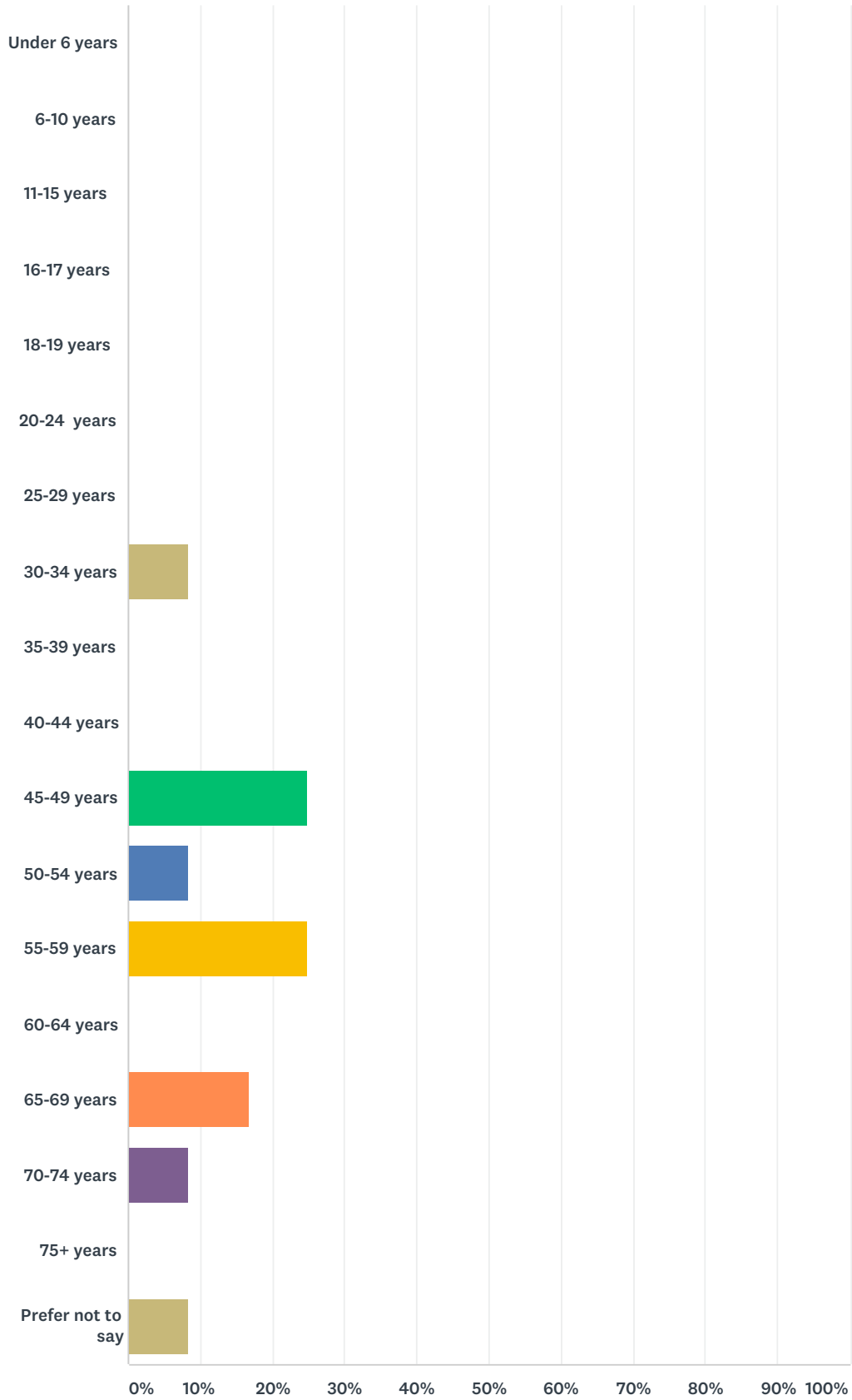
ANSWER CHOICES	RESPONSES	
White: English/Welsh/Scottish/Northern Irish/British	66.67%	8
White: Irish	0.00%	0
White: Gypsy or Irish Traveller	0.00%	0
White: Polish	0.00%	0
White: Any other white background (write in box below if you wish)	8.33%	1
Mixed/multiple ethnic groups: White and Black Caribbean	0.00%	0
Mixed/multiple ethnic groups: White and Black African	0.00%	0
Mixed/multiple ethnic groups: White and Asian	0.00%	0
Mixed/multiple ethnic groups: Any other Mixed/multiple ethnic background (write in box below if you wish)	8.33%	1
Asian/Asian British: Bangladeshi	0.00%	0
Asian/Asian British: Indian	0.00%	0
Asian/Asian British: Pakistani	0.00%	0
Asian/Asian British: Chinese	0.00%	0
Asian/Asian British: Any other Asian background (write in box below if you wish)	8.33%	1
Black/African/Caribbean/Black British: African	0.00%	0
Black/African/Caribbean/Black British: Caribbean	0.00%	0
Black/African/Caribbean/Black British: Any other Black/African/Caribbean background (write in box below if you wish)	0.00%	0
Other: Arab	0.00%	0
Other: Any other ethnic background (write in box below if you wish)	0.00%	0
Prefer not to say	8.33%	1
Please specify in this box if you wish:	0.00%	0
TOTAL		12

#	PLEASE SPECIFY IN THIS BOX IF YOU WISH:	DATE
	There are no responses.	

Q12 Which of the following age groups do you fall into?(Please select one answer only)

Answered: 12 Skipped: 0

HEAR IN HULL AUDIENCE/PARTICIPANT SURVEY



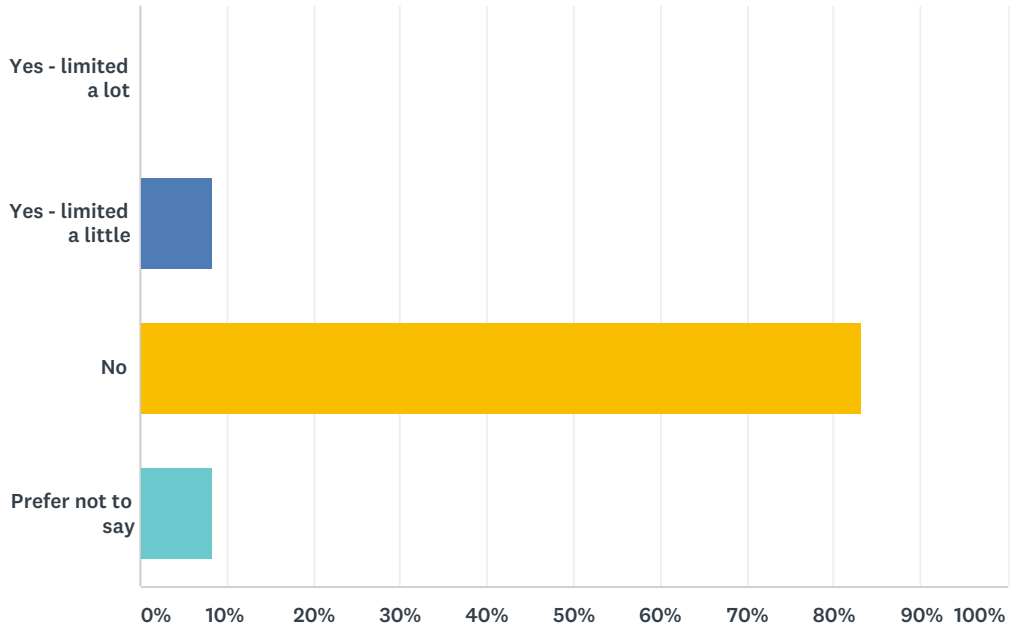
ANSWER CHOICES	RESPONSES
Under 6 years	0.00% 0

HEAR IN HULL AUDIENCE/PARTICIPANT SURVEY

6-10 years	0.00%	0
11-15 years	0.00%	0
16-17 years	0.00%	0
18-19 years	0.00%	0
20-24 years	0.00%	0
25-29 years	0.00%	0
30-34 years	8.33%	1
35-39 years	0.00%	0
40-44 years	0.00%	0
45-49 years	25.00%	3
50-54 years	8.33%	1
55-59 years	25.00%	3
60-64 years	0.00%	0
65-69 years	16.67%	2
70-74 years	8.33%	1
75+ years	0.00%	0
Prefer not to say	8.33%	1
TOTAL		12

**Q13 Are your day-to-day activities limited because of a health problem or disability which has lasted, or is expected to last, at least 12 months?
(Please select one answer only)**

Answered: 12 Skipped: 0



ANSWER CHOICES	RESPONSES
Yes - limited a lot	0.00% 0
Yes - limited a little	8.33% 1
No	83.33% 10
Prefer not to say	8.33% 1
TOTAL	12