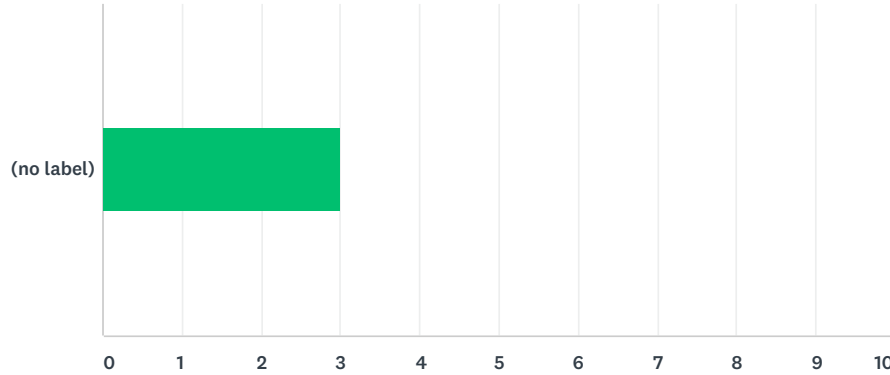


Q1 On a scale of 0-10, where 0 is 'Not at all' and 10 is 'Completely', how much did Hull being UK City of Culture 2017 influence your decision to work on 'Do you see what I mean?'

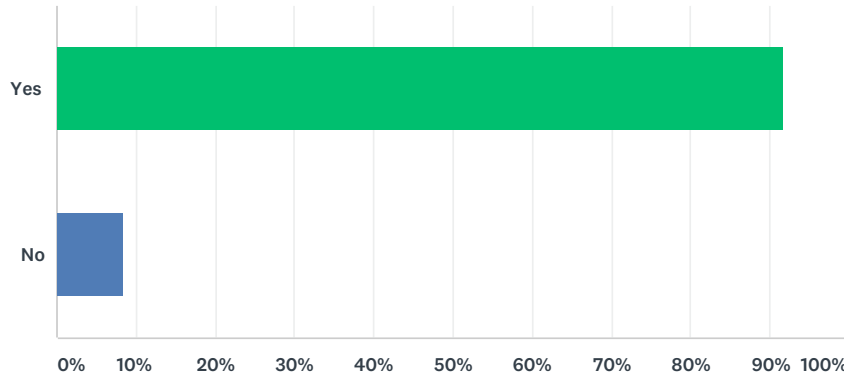
Answered: 13 Skipped: 0



	NOT AT ALL	1	2	3	4	5	6	7	8	9	COMPLETELY	10	TOTAL	WEIGH AVERA
(no label)	76.92% 10	0.00% 0	0.00% 0	0.00% 0	0.00% 0	0.00% 0	0.00% 0	0.00% 0	15.38% 2	0.00% 0		7.69% 1	13	

Q2 Has working on this project enabled you to build new relationships with other individuals and / or organisations you have not come across before (e.g. other creatives, artists, professionals, museums, archives)?

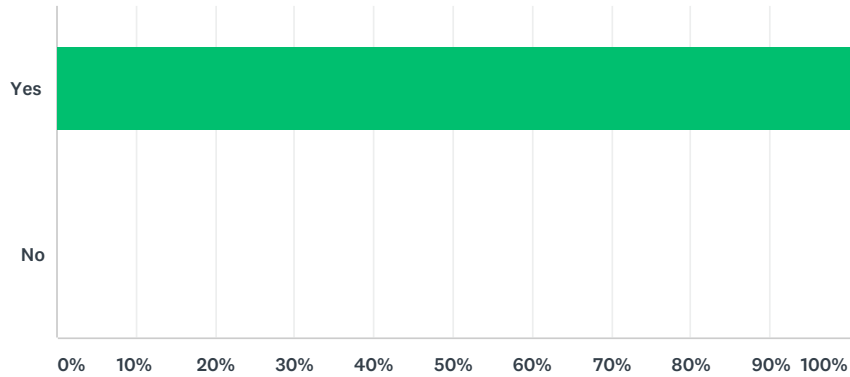
Answered: 12 Skipped: 1



ANSWER CHOICES	RESPONSES	
Yes	91.67%	11
No	8.33%	1
TOTAL		12

Q3 Has working on this project enabled you to develop existing relationships with other individuals and / or organisations (i.e. a deepening of those partnerships that pre-date the project)?

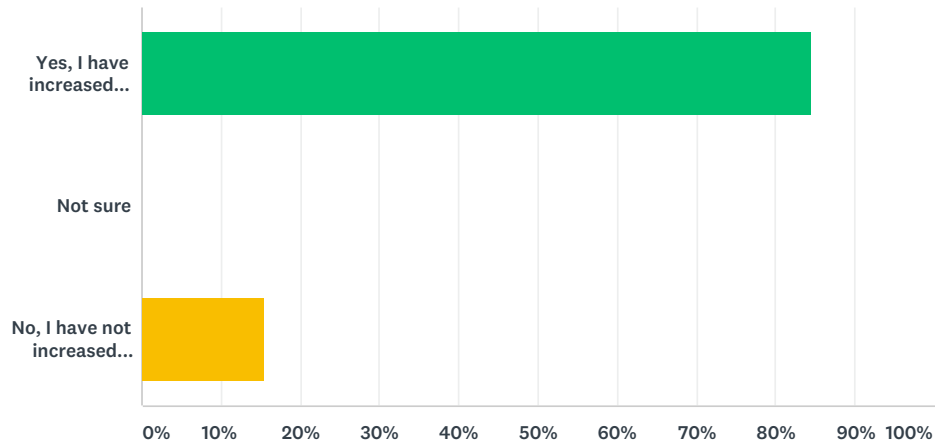
Answered: 12 Skipped: 1



ANSWER CHOICES	RESPONSES	
Yes	100.00%	12
No	0.00%	0
TOTAL		12

### Q4 Have you increased existing skills / knowledge through working on this project?

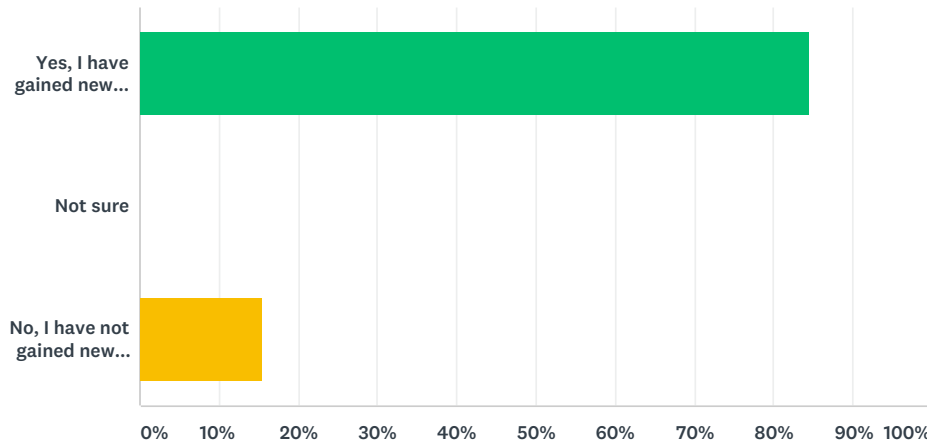
Answered: 13 Skipped: 0



ANSWER CHOICES	RESPONSES	
Yes, I have increased existing skills / knowledge	84.62%	11
Not sure	0.00%	0
No, I have not increased existing skills / knowledge	15.38%	2
<b>TOTAL</b>		<b>13</b>

### Q5 Have you gained new skills / knowledge through working on this project?

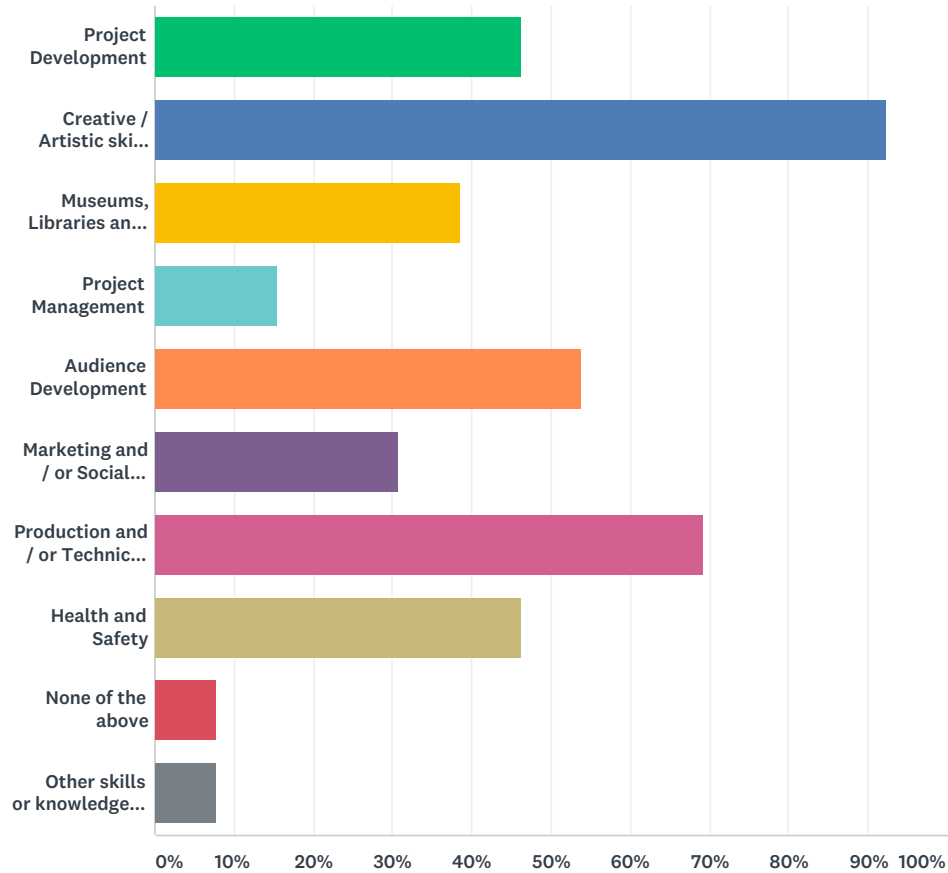
Answered: 13 Skipped: 0



ANSWER CHOICES	RESPONSES	
Yes, I have gained new skills / knowledge	84.62%	11
Not sure	0.00%	0
No, I have not gained new skills / knowledge	15.38%	2
<b>TOTAL</b>		<b>13</b>

Q6 Which of the following skills / knowledge do you feel you have gained or increased as a result of working on this project? (Please tick all that apply)

Answered: 13 Skipped: 0

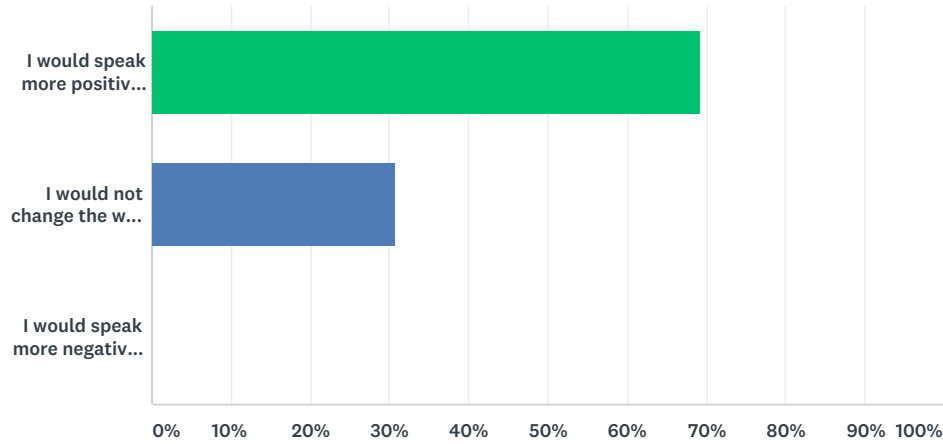


ANSWER CHOICES	RESPONSES
Project Development	46.15% 6
Creative / Artistic skills (e.g. art forms, artistic techniques)	92.31% 12
Museums, Libraries and Archive skills (e.g. researching, cataloguing, conservation, interpretation)	38.46% 5
Project Management	15.38% 2
Audience Development	53.85% 7
Marketing and / or Social Media	30.77% 4
Production and / or Technical skills	69.23% 9
Health and Safety	46.15% 6
None of the above	7.69% 1
Other skills or knowledge (please specify)	7.69% 1
Total Respondents: 13	

#	OTHER SKILLS OR KNOWLEDGE (PLEASE SPECIFY)	DATE
1	PROJECT MYSELF	11/15/2017 1:35 PM

Q7 Thinking of your experience on the 'Do you see what I mean?', how has the way you would describe Hull to someone else changed, if at all?  
(Please select one answer only)

Answered: 13 Skipped: 0



ANSWER CHOICES	RESPONSES
I would speak more positively about Hull to someone else, as a result of my experience working on 'Do you see what I mean?'	69.23% 9
I would not change the way I describe Hull to someone else, as a result of my experience working on 'Do you see what I mean?'	30.77% 4
I would speak more negatively about Hull to someone else, as a result of my experience working on 'Do you see what I mean?'	0.00% 0
<b>TOTAL</b>	<b>13</b>

**Q8 Please share any further comments you have about the experience working on 'Do you see what I mean?' below:**

Answered: 3 Skipped: 10

#	RESPONSES	DATE
1	THANK YOU FOR HELPING ME UNDERSTAND MY DIABETES	11/15/2017 1:32 PM
2	VERY GOOD OVERALL	11/15/2017 1:25 PM
3	As a Hull 'native' I always speak highly of my lovely city. Woe betide anyone who say otherwise!!!	11/15/2017 1:10 PM



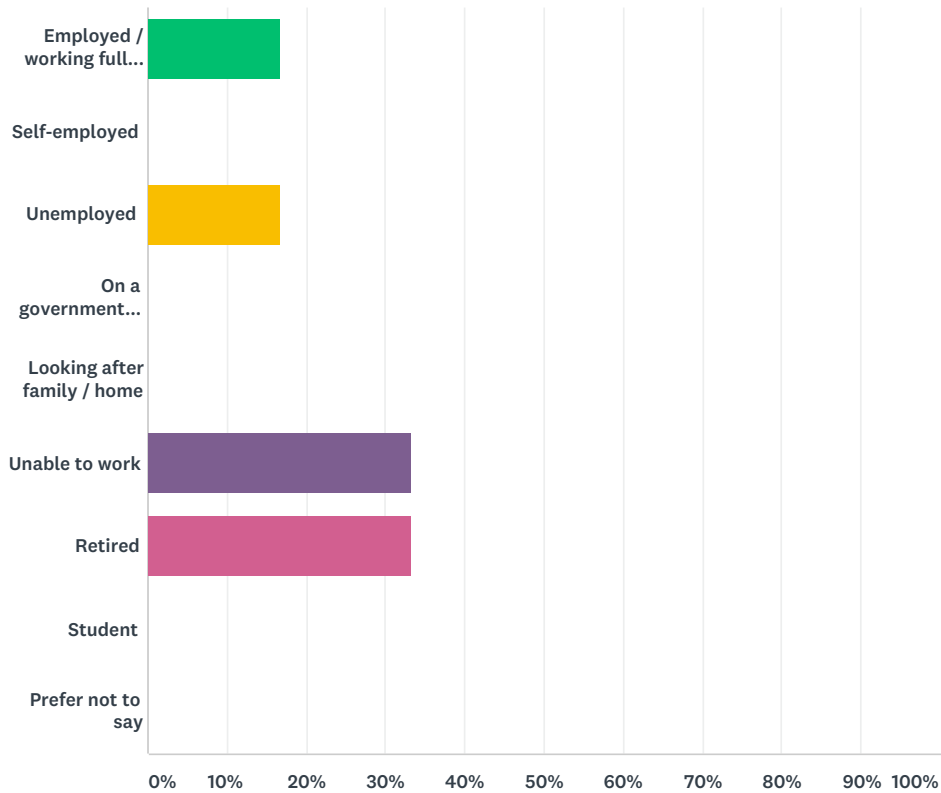
**Q9 What is your post code? (This will be used for evaluation purposes only, to map where people have come from to work on projects). If you are from outside the UK, please enter your country of residence.**

Answered: 10 Skipped: 3

#	RESPONSES	DATE
1	HU7 4ZQ	11/15/2017 1:35 PM
2	HU9 4DS	11/15/2017 1:33 PM
3	HU5 4HQ	11/15/2017 1:31 PM
4	HU5 4HQ	11/15/2017 1:29 PM
5	HU3 2PW	11/15/2017 1:27 PM
6	HU4 6XA	11/15/2017 1:24 PM
7	HU12 9NH	11/15/2017 1:20 PM
8	DN20 0QB	11/15/2017 1:18 PM
9	HU13 9HA	11/15/2017 1:11 PM
10	HU12 9UJ	11/15/2017 1:06 PM

### Q10 Which of the following best describes your employment status? (Please select one answer only)

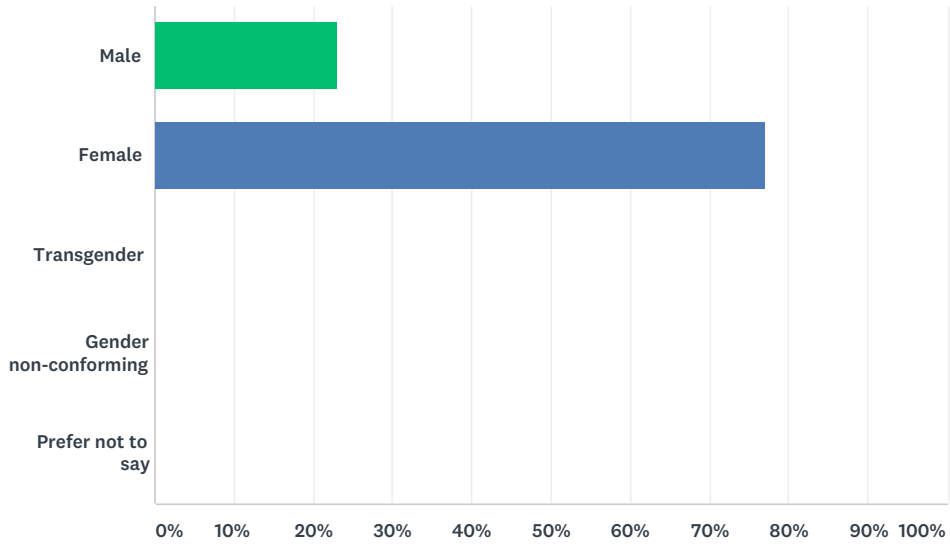
Answered: 12 Skipped: 1



ANSWER CHOICES	RESPONSES	
Employed / working full or part time	16.67%	2
Self-employed	0.00%	0
Unemployed	16.67%	2
On a government scheme for employment training	0.00%	0
Looking after family / home	0.00%	0
Unable to work	33.33%	4
Retired	33.33%	4
Student	0.00%	0
Prefer not to say	0.00%	0
<b>TOTAL</b>		<b>12</b>

Q11 How would you define your gender? (Please select one answer only)

Answered: 13 Skipped: 0

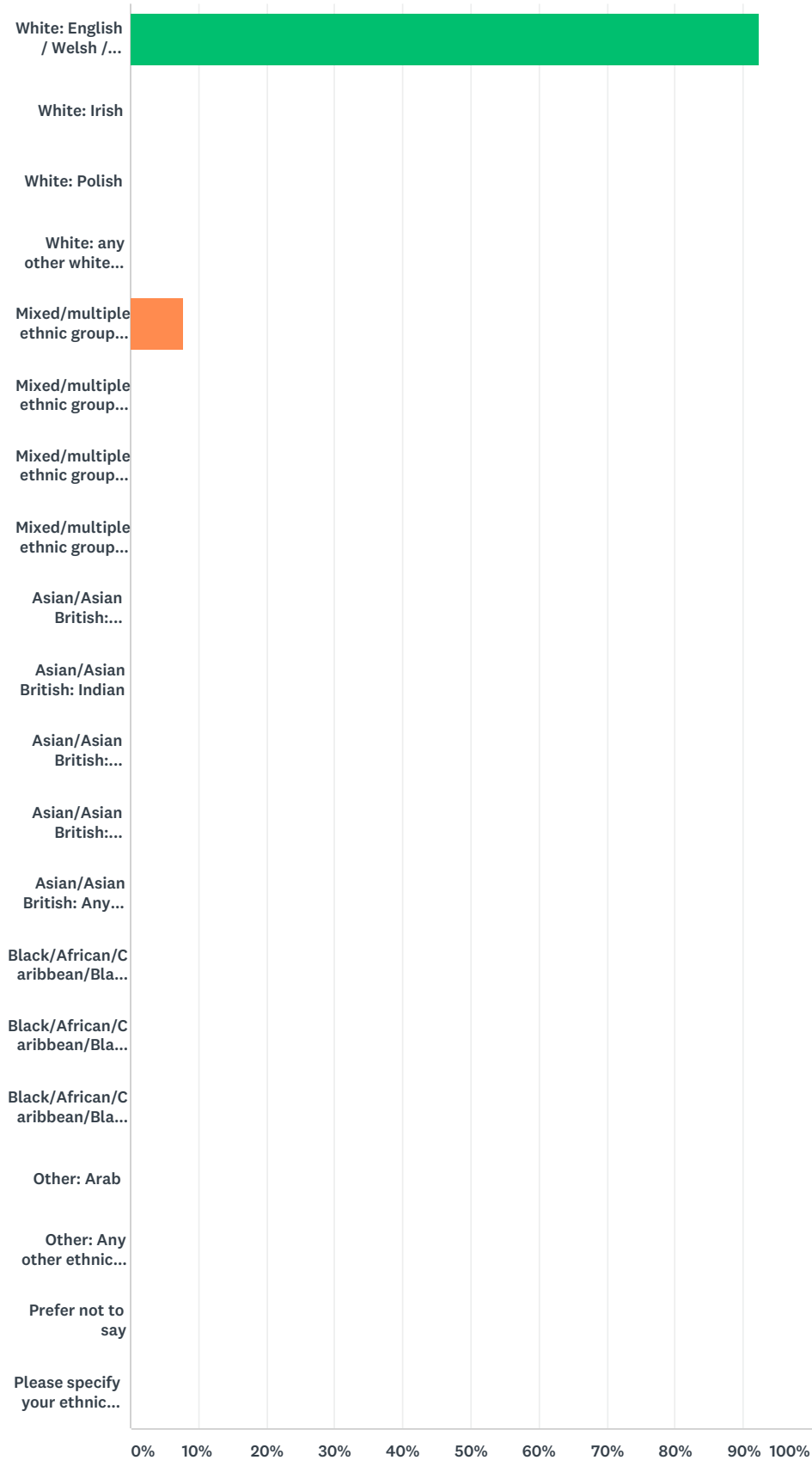


ANSWER CHOICES	RESPONSES	
Male	23.08%	3
Female	76.92%	10
Transgender	0.00%	0
Gender non-conforming	0.00%	0
Prefer not to say	0.00%	0
<b>TOTAL</b>		<b>13</b>

**Q12 How would you define your ethnic background? (Please select one answer only)**

Answered: 13 Skipped: 0

CREATIVE COMMUNITIES PROGRAMME: DO YOU SEE WHAT I MEAN? ARTISTS SURVEY



ANSWER CHOICES	RESPONSES
White: English / Welsh / Scottish / Northern Irish	92.31% 12

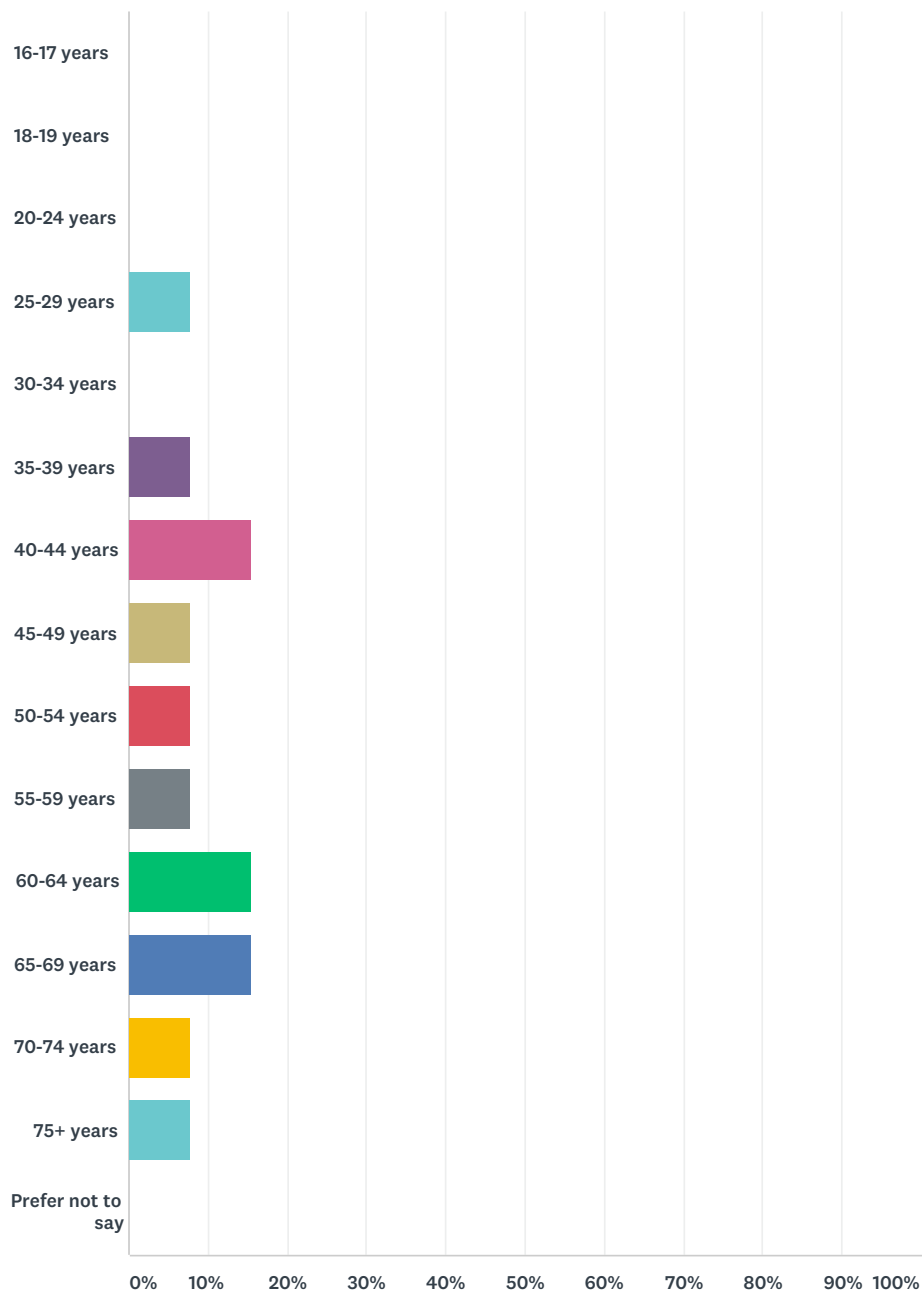
## CREATIVE COMMUNITIES PROGRAMME: DO YOU SEE WHAT I MEAN? ARTISTS SURVEY

White: Irish	0.00%	0
White: Polish	0.00%	0
White: any other white background	0.00%	0
Mixed/multiple ethnic groups: White and Black Caribbean	7.69%	1
Mixed/multiple ethnic groups: White and Black African	0.00%	0
Mixed/multiple ethnic groups: White and Asian	0.00%	0
Mixed/multiple ethnic groups: Any other Mixed/multiple ethnic background	0.00%	0
Asian/Asian British: Bangladeshi	0.00%	0
Asian/Asian British: Indian	0.00%	0
Asian/Asian British: Pakistani	0.00%	0
Asian/Asian British: Chinese	0.00%	0
Asian/Asian British: Any other Asian background	0.00%	0
Black/African/Caribbean/Black British: African	0.00%	0
Black/African/Caribbean/Black British: Caribbean	0.00%	0
Black/African/Caribbean/Black British: Any other Black/African/Caribbean background	0.00%	0
Other: Arab	0.00%	0
Other: Any other ethnic background	0.00%	0
Prefer not to say	0.00%	0
Please specify your ethnic background in the box below if you wish:	0.00%	0
<b>TOTAL</b>		<b>13</b>

#	PLEASE SPECIFY YOUR ETHNIC BACKGROUND IN THE BOX BELOW IF YOU WISH:	DATE
	There are no responses.	

### Q13 Which of the following age groups are you? (Please select one answer only)

Answered: 13 Skipped: 0



ANSWER CHOICES	RESPONSES
16-17 years	0.00% 0
18-19 years	0.00% 0
20-24 years	0.00% 0
25-29 years	7.69% 1
30-34 years	0.00% 0

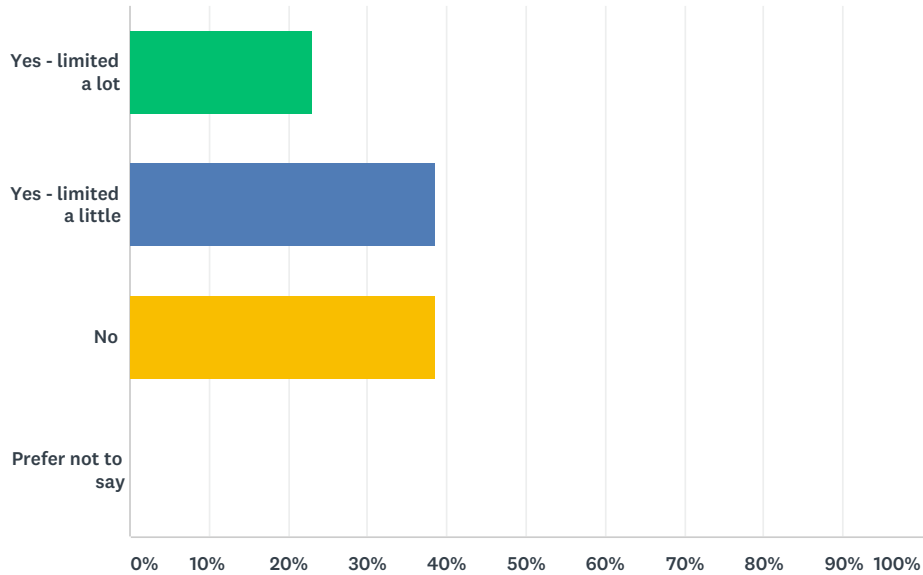
CREATIVE COMMUNITIES PROGRAMME: DO YOU SEE WHAT I MEAN? ARTISTS SURVEY

35-39 years	7.69%	1
40-44 years	15.38%	2
45-49 years	7.69%	1
50-54 years	7.69%	1
55-59 years	7.69%	1
60-64 years	15.38%	2
65-69 years	15.38%	2
70-74 years	7.69%	1
75+ years	7.69%	1
Prefer not to say	0.00%	0
TOTAL		13



**Q14 Are your day-to-day activities limited because of a health problem or disability which has lasted, or is expected to last, at least 12 months?  
(Please select one answer only)**

Answered: 13 Skipped: 0



ANSWER CHOICES	RESPONSES	
Yes - limited a lot	23.08%	3
Yes - limited a little	38.46%	5
No	38.46%	5
Prefer not to say	0.00%	0
<b>TOTAL</b>		<b>13</b>