



OUTDOOR STAGE GUIDE

STAGE GUIDE



This document is a guide to our outdoor stages to help you choose which structure suits your needs. There are two types of stages we own. One is our 'Profiled Trailer Stages' and the others are our 'Dome Stages'.

All our structures come complete with Sign off Sheets, Method Statements, Risk assessments and safe systems of work. Our stage supervisors are highly trained and work with you to ensure your event is a success.

Our structures also come with anemometers to ensure the structures are operated within the safe working wind limits.

To get a complete package, all our structures can be provided with rider friendly sound and lighting giving you the quality and the peace of mind that your event will sound and look as it should.

All of our stages can be branded with your company or events artwork to give the stages a more personal feel to your event.

If you have any questions, please don't hesitate to give one of our team a call.



10M PROFILED ROOF TRAILER STAGE

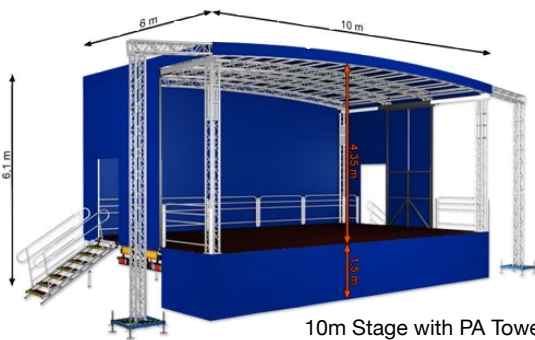


10m Stage with Tech Bays

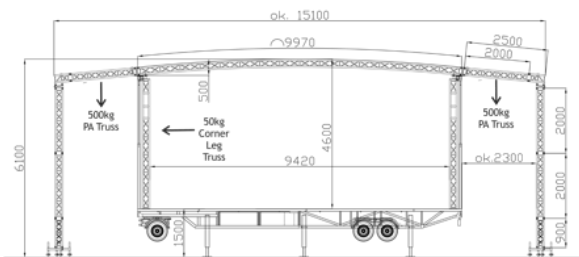
Our 10m stage comes available as a basic structure, with PA towers or as a full structure with fully covered Tech Bays.

It is suitable for Medium - Large scale festivals.

The addition of the Tech Bays allows bands Backline to be stored on one side of the stage and a monitor position on the other to make band change overs quicker and smoother.



10m Stage with PA Towers



10m Stage with PA Towers Front View

Stage Dimensions	10m _(w) x 6m _(d) x 6.1m _(h)
As Trailer	11.9m _(w) x 2.36m _(d) x 3.6m _(h)
Stage Area	60sqm
Platform Height	1.5m
Roof SWL	1600kg UDL (as basic structure)
PA Tower SWL	500kg
Stage Platform Loading	500kg/m
Max Wind Speed	43mph (with mesh)
Construction Time (dependant upon site conditions and weather conditions)	Basic 1.5 - 2.5h inc PA Towers 2 - 3h inc Tech Bays 4 - 6h
Snow Loading	8cm
Branding	<ul style="list-style-type: none"> • Backwall, • PA Scrims (only on PA Towers and Tech Bay options)
Stage Floor	Slip Proof, Weather Proof
Recommended Audience Size	2500+

7.5M PROFILED ROOF TRAILER STAGE

Our 7.5m stage is our most popular structure giving you a cost effective solution to most events.

The structure is available with or without PA Towers and is ideal for small festivals and larger radio station roadshows.

Our structures can be provided with disabled access ramp for easy access for less abled patrons.



7.5m Stage with PA Towers

Stage Dimensions 17.5m_(w) x 6m_(d) x 5.1m_(h)

As Trailer 8.9m_(w) x 2.45m_(d) x 3.6m_(h)

Stage Area 45sqm

Platform Height 1.3m

Roof SWL 1600kg UDL (as basic structure)

PA Tower SWL 500kg

Stage Platform Loading 500kg/m

Max Wind Speed 43mph (with mesh)

Construction Time (dependant upon site conditions and weather conditions) Basic 1.5 - 2.5h inc PA Towers 2 - 3h

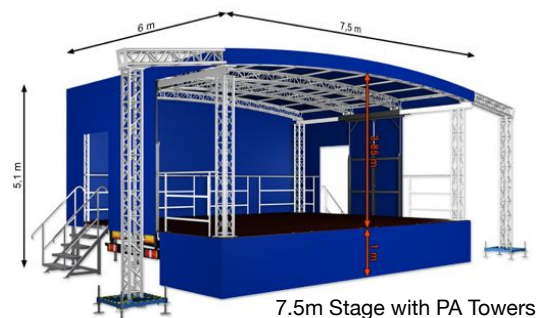
Snow Loading 8cm

Branding

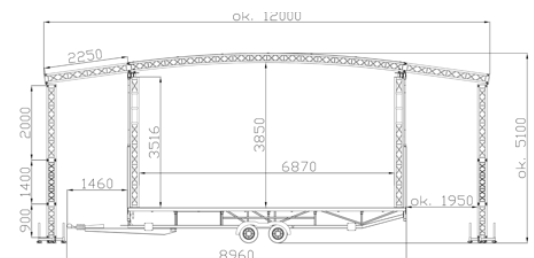
- Backwall,
- PA Scrims (only on PA Towers)

Stage Floor Slip Proof, Weather Proof

Recommended Audience Size 500 - 4500



7.5m Stage with PA Towers



7.5m Stage with PA Towers Front View

5M PROFILED ROOF TRAILER

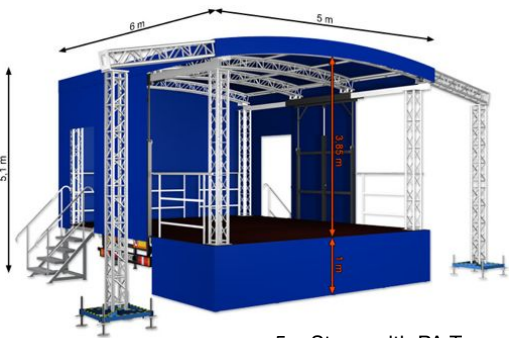


5m Stage

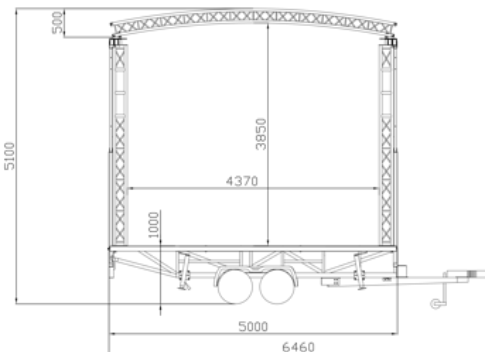
The 5m stage is the smallest trailer stage on our fleet. Its size is a real asset as it can fit in most high streets and city centres, giving a flexible stage solution.

The structure is great for christmas light switch on's, opening ceremonies and small radio roadshows.

Add a PA system, small lighting package and branding for the ultimate roadshow package.



5m Stage with PA Towers



5m Stage Front View

Stage Dimensions 5m_(w) x 6m_(d) x 5.1m_(h)

As Trailer 6.5m_(w) x 2.45m_(d) x 3.6m_(h)

Stage Area 30sqm

Platform Height 1.3m

Roof SWL 1600kg UDL (as basic structure)

PA Tower SWL 500kg

Stage Platform Loading 500kg/m

Max Wind Speed 43mph (with mesh)

Construction Time (dependant upon site conditions and weather conditions) Basic 1.5 - 2.5h inc PA Towers 2 - 3h

Snow Loading 8cm

Branding

- Backwall,
- PA Scrims (only on PA Towers)

Stage Floor Slip Proof, Weather Proof

Recommended Audience Size 100 - 3500

12M DOME STAGE

Our 12m Dome Stage is a proven hit with festival organisers. Its size makes it a great centrepiece to any event.

The Litestructures LiteDeck platform is modular to allow catwalks and stage extensions to be added on with ease.

The structure comes as standard with a load ramp to allow easy access for bands equipment and back line.

Branding can be added to give the stage a unique look. With the addition of Sound, Lighting and Barrier you have a cost effective festival package.

Stage Platform Dimensions	12m _(w) x 6m _(d) x 1.2m _(h)
Stage Area	72sqm
Platform Height	1.3m
Roof	Inflatable
Stage Platform Loading	500kg/m
Max Wind Speed	26mph
Construction Time <small>(dependant upon site conditions and weather conditions)</small>	Basic 3.5 - 4.5h
Branding	<ul style="list-style-type: none">• Backwall,• Side Scrim
Stage Floor	Litestructures LiteDeck
Power	16A CeeForm Supply
Recommended Audience Size	up to 5000





HPSS Ltd
Unit 5
Dairycoats Ind Est
Wiltshire Road
Hull
HU4 6PA

t. +44 (0) 1482 221 810
f. +44 (0) 1482 221 735
e. info@hpss.co.uk
w. www.hpss.co.uk

Company Number 4450579