

Date	All Seats Sold				Excluding Comps		Gross			Sold at Gross Value				Concessions / Discounted				Comps		Reserves			Total Available	
	Capacity	Capacity Lock	# Sold	% of Capacity	# Sold	% of Capacity	Financial Capacity	Yield	Yield as % of FCap	# Sold	% of Capacity	£ Sold	£ as % of FCap	# Sold	% of Capacity	£ Sold	£ as % of FCap	# Sold	% of Capacity	# Reserved	% of Capacity	Locked		Sold & Reserved
04/10/2017 16:00	200	0	38	19%	38	19%	£2,000.00	£348.00	17%	22	11%	£220.00	11%	16	8%	£128.00	6%	0	0%	0	0%	10	38	152
	200	0	38	19%	38	19%	£2,000.00	£348.00	17%	22	11%	£220.00	11%	16	8%	£128.00	6%	0	0%	0	0%	10	38	152

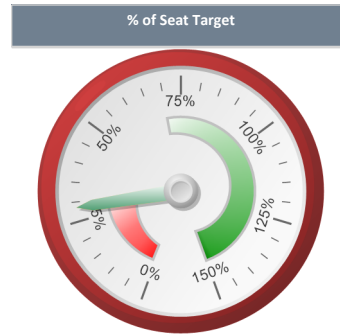
Summary Excluding Reserves	
Sold:	38
As % of Capacity	19%
Yield:	£348.00
As Percentage:	17%
Avg. Yield Per Ticket:	£9.16

Summary Including Reserves	
Sold or Reserved:	38
As Percentage:	19%
Yield:	£348.00
As Percentage:	17%
Avg. Yield Per Ticket:	£9.16

Summary of Discounted Tickets	
Gross price tickets discounted	0
Value of gross price discounts	£0.00
Conc tickets discounted	0
Value of conc discounts	£0.00
Number of price overrides	0

Totals	Gross	Tax	Net
	Total Excluding Reserves	£348.00	£0.00
Total Including Reserves	£348.00	£0.00	£348.00

Targets	
Seats Target	133
% of Seats Target (excl. Reservations)	28.6%
% of Seats Target (incl. Reservations)	28.6%



Date	All Seats Sold				Excluding Comps		Gross			Sold at Gross Value				Concessions / Discounted				Comps		Reserves			Total Available	
	Capacity	Capacity Lock	# Sold	% of Capacity	# Sold	% of Capacity	Financial Capacity	Yield	Yield as % of FCap	# Sold	% of Capacity	£ Sold	£ as % of FCap	# Sold	% of Capacity	£ Sold	£ as % of FCap	# Sold	% of Capacity	# Reserved	% of Capacity	Locked		Sold & Reserved
07/10/2017 16:00	200	0	45	23%	0	0%	£0.00	£0.00	#Error	0	0%	£0.00	#Error	0	0%	£0.00	#Error	45	23%	0	0%	50	45	105
	200	0	45	23%	0	0%	£0.00	£0.00	#Error	0	0%	£0.00	#Error	0	0%	£0.00	#Error	45	23%	0	0%	50	45	105

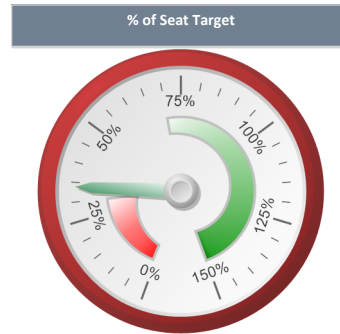
Summary Excluding Reserves	
Sold:	45
As % of Capacity	23%
Yield:	£0.00
As Percentage:	#Error
Avg. Yield Per Ticket:	£0.00

Summary Including Reserves	
Sold or Reserved:	45
As Percentage:	23%
Yield:	£0.00
As Percentage:	#Error
Avg. Yield Per Ticket:	£0.00

Summary of Discounted Tickets	
Gross price tickets discounted	0
Value of gross price discounts	£0.00
Conc tickets discounted	0
Value of conc discounts	£0.00
Number of price overrides	0

Totals	Gross	Tax	Net
	Total Excluding Reserves	£0.00	£0.00
Total Including Reserves	£0.00	£0.00	£0.00

Targets	
Seats Target	133
% of Seats Target (excl. Reservations)	33.8%
% of Seats Target (incl. Reservations)	33.8%



Date	All Seats Sold				Excluding Comps		Gross			Sold at Gross Value				Concessions / Discounted				Comps		Reserves			Total Available	
	Capacity	Capacity Lock	# Sold	% of Capacity	# Sold	% of Capacity	Financial Capacity	Yield	Yield as % of FCap	# Sold	% of Capacity	£ Sold	£ as % of FCap	# Sold	% of Capacity	£ Sold	£ as % of FCap	# Sold	% of Capacity	# Reserved	% of Capacity	Locked		Sold & Reserved
06/10/2017 20:00	200	0	60	30%	60	30%	£2,000.00	£582.00	29%	51	26%	£510.00	26%	9	5%	£72.00	4%	0	0%	0	0%	10	60	130
	200	0	60	30%	60	30%	£2,000.00	£582.00	29%	51	26%	£510.00	26%	9	5%	£72.00	4%	0	0%	0	0%	10	60	130

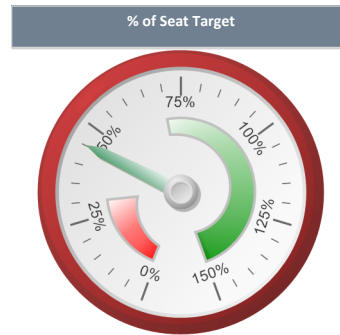
Summary Excluding Reserves	
Sold:	60
As % of Capacity	30%
Yield:	£582.00
As Percentage:	29%
Avg. Yield Per Ticket:	£9.70

Summary Including Reserves	
Sold or Reserved:	60
As Percentage:	30%
Yield:	£582.00
As Percentage:	29%
Avg. Yield Per Ticket:	£9.70

Summary of Discounted Tickets	
Gross price tickets discounted	0
Value of gross price discounts	£0.00
Conc tickets discounted	0
Value of conc discounts	£0.00
Number of price overrides	0

Totals	Gross	Tax	Net
	Total Excluding Reserves	£582.00	£0.00
Total Including Reserves	£582.00	£0.00	£582.00

Targets	
Seats Target	133
% of Seats Target (excl. Reservations)	45.1%
% of Seats Target (incl. Reservations)	45.1%



Event Sales Report

Will Self: How Was Your Day?

Prepared: 07/08/2017 02:47:39

Gross Sales = £604.00

No. of Instances: 1

Date	All Seats Sold				Excluding Comps		Gross			Sold at Gross Value				Concessions / Discounted				Comps		Reserves		Locked	Sold & Reserved	Total Available
	Capacity	Capacity Lock	# Sold	% of Capacity	# Sold	% of Capacity	Financial Capacity	Yield	Yield as % of FCap	# Sold	% of Capacity	£ Sold	£ as % of FCap	# Sold	% of Capacity	£ Sold	£ as % of FCap	# Sold	% of Capacity	# Reserved	% of Capacity			
08/10/2017 19:30	200	0	62	31%	62	31%	£2,000.00	£604.00	30%	54	27%	£540.00	27%	8	4%	£64.00	3%	0	0%	0	0%	10	62	128
	200	0	62	31%	62	31%	£2,000.00	£604.00	30%	54	27%	£540.00	27%	8	4%	£64.00	3%	0	0%	0	0%	10	62	128

Summary Excluding Reserves	
Sold:	62
As % of Capacity	31%
Yield:	£604.00
As Percentage:	30%
Avg. Yield Per Ticket:	£9.74

Summary Including Reserves	
Sold or Reserved:	62
As Percentage:	31%
Yield:	£604.00
As Percentage:	30%
Avg. Yield Per Ticket:	£9.74

Summary of Discounted Tickets	
Gross price tickets discounted	0
Value of gross price discounts	£0.00
Conc tickets discounted	0
Value of conc discounts	£0.00
Number of price overrides	0

Totals	Gross	Tax	Net
	Total Excluding Reserves	£604.00	£0.00
Total Including Reserves	£604.00	£0.00	£604.00

Targets	
Seats Target	133
% of Seats Target (excl. Reservations)	46.6%
% of Seats Target (incl. Reservations)	46.6%

